



38mm Worktops

THE PERFECT MIX OF STYLE AND STRENGTH

LOOKS GOOD. WORKS HARD.

Add the finishing touch to your dream kitchen with beautiful yet tough laminate worksurfaces from Kronospan. Select from an inspirational range of on-trend worktop designs, from the warmth of a classic woodgrain to the cool, luxury feel of granite or marble styles. Whether you choose light and clean, dark and dramatic or somewhere in between, all benefit from technically brilliant and durable construction; they are water and heat resistant, easy to care for and built to last with a robust, postformed 38mm thickness. So stunning good looks are matched by a sturdy construction, and they are reassuringly green too, made in the UK with an environmentally friendly Particleboard core, the perfect way to complete your kitchen.

- Laminate wrap around sealed front edge to prevent the penetration of moisture and steam
- Moisture resistant backing
- High quality environmentally friendly chipboard core
- Latest technology laminate
- Water and heat resistant
- Sealed back edge
- Manufactured and tested to BS EN438.1:2005
- Suitable for domestic kitchen use only
- Awarded the Furniture Industry Research Association (FIRA) Gold Certificate for consistency in performance.



Decors



K027 SU
Formed Wood



K029 SU
Linen Block Wood



K030 SU
Java Block Wood



K204 PE
Classic Granite




K206 PE
Porterhouse Walnut



K207 RS
Grey Galaxy




K210 CR
Black Flint



K295 FW
Honey Longbarr Oak



K297 SU
Misty Peak Marble



0190 RS
Black



5518 U
Jet



K218 GG
Black Andromeda



8681 SQ
White Sparkle

38mmWorkp S

Specification

			Worktops	Breakfast bars	Upstands	Splashbacks
Format (mm)			3050 x 600	3050 x 900	3000 x 100	3000 x 1200
Thickness (mm)			38	38	20	8
Radius (mm)			6	6	-	-
K027	SU	Formed Wood	■	■	■	■
K029	SU	Linen Block Wood	■	■	■	■
K030	SU	Java Block Wood	■	■	■	■
K204	PE	Classic Granite	■	■	■	■
K206	PE	Porterhouse Walnut	■	■	■	■
K207	RS	Grey Galaxy	■	■	■	■
K210	CR	Black Flint	■	■	■	■
K295	FW	Honey Longbarr Oak	■	■	■	■
K297	SU	Misty Peak Marble	■	■	■	■
0190	RS	Black	■	■	■	■
5518	U	Jet	■	■	■	■
K218	GG	Black Andromeda	■	■	■	■
8681	SQ	White Sparkle	■	■	■	■


Textures



Perl (PE)
A subtle, burnished surface detail



Crystal (CR)
Asophisticated texture that offers a delicate surface shimmer




Universal (U)
A smooth matt look and feel, giving your worktop a simple, clean finish




Gloss (SQ)
A gloss finish to enhance and compliment the effect of the decor



Fine Wood (FW)
Asilky matt finish with an authentically delicate woodgrain texture



Super Matt (SU)
This texture is providing proof that matt surfaces in combination with smooth, high-grade optics, can make a resplendent appearance.



Rough Stone (RS)
Soft riven slate type texture. Suitable for natural stone decors



Glitter Gloss (GG)
High gloss surface, enhanced with a fine amount of shiny real aluminium bits and sparkling glitter finish suitable for stone decors