



PRODUCT **RANGE** 2021

SINKS
TAPS
ACCESSORIES

www.the1810company.co.uk

Contents

Sinks

Bespoke	11
Axix Range	13
Zen Range	29
Zen15 Range	49
Zen15 PVD Range	63
Zen I-F Range	67
Zen15 I-F Range	73
Zen15 XXL Range	81
Zen15 Belfast Range	85
Zen10 Options Range	87
Accessible Range	95
Accessory Trough Range	97
LuxsoPlus Range	101
Etro Range	113
Razor10 Range	123
Forza Range	127
Bordo Range	131
Velore Range	135
purquartz Blade Range	139
purquartz Shard Range	143
purquartz Cava Range	147
Argilla Fireclay Range	151
Etro Ceramic Range	157

Taps

Fontaine	160
Courbe	161
Cascata	162
Pluie	163
Davanti	164
Curvato	165
Ruscello	166
1810XXX	167
Pendenza	168
Davanti Pull out spray	169
Grande	170
Versare	171
Finire Knurled	172
Aero	173
Novanta	174
Spirale Spring	175
Spirale Knurled	176
Spirale	177
Spirale Colours	178
Spruzzo	179
Curvato Trio filter tap	180
1810 XXX purquartz effect	182
Courbe Duo - Black purquartz effect	183
Courbe Duo - White purquartz effect	184
Courbe - Chrome purquartz effect	185
Cascata - Chrome purquartz effect	186
Courbe - Copper purquartz effect	187
Cascata - Copper purquartz effect	188
Courbe - Gold Brass purquartz effect	189
Cascata - Gold Brass purquartz effect	190

Traditional Taps

Rodez	192
Moulins	193

Industrial-Style Taps

Henry Holt Collection

Single Lever	196
Twin Lever	197
Bridge Mixer	198
Wall Mounted	199

Integrated Soap Dispenser

Integrated Soap Dispenser	202
---------------------------	-----

Waste Bins	203
Sinks/Taps quick ref	205
Accessories quick ref	214
Base unit size guide	216
Care & Cleaning	217
Warranty	218

Ranges...

Bespoke

The 1810 Bespoke service allows you to create a unique sink design to your own specification.

1

Axix Range

This unique concept allows for a combination of solid surface, quartz or stone and a contemporary designed sink.

Zen Range

The Zen range is a contemporary linear design with striking square and rectangular bowls.

2

Zen15 Range

The Zen15 range has a contemporary linear design with a subtle 15mm internal radius.

3

Zen15 PVD Range

A selection of handmade bowls finished in a durable PVD coating.

Zen I-F Range

The Zen I-F range are handmade insets with a slim 1.5mm profile for a flush look.

4

Zen15 I-F Range

The Zen15 I-F range are handmade insets with a 15mm internal radius

5

Zen15 XXL Range

The Zen15 XXL range are extra large handmade undermounts with a 15mm internal radius.

6

Zen15 Belfast Range

A contemporary option to a traditional Belfast sink which looks perfect in both traditional and modern kitchen designs.

7

Zen10 Options Range

A range of contemporary undermount sinks with a choice of versatile accessories to turn your sink into a multi-purpose workstation.

8

Accessible Range

A sink and tap combination suitable for use in accessible kitchens

9

Accessory Trough Range

The versatile Accessory Trough range is the perfect final touch to every kitchen.

10

LuxsoPlus Range

The LuxsoPlus range is a contemporary design with 25mm radius corners.

11

Etro Range

The Etro range has a curved classic design.

12

Razor10 Range

A range of stainless steel inset sinks featuring a 10mm radius and contemporary 'Razor' edge profile.

13

Forza Range

The handmade Forza range feature a 15mm internal radius and benefit from 1.2mm thick steel providing strength and durability.

Bordo Range

A range of inset sinks featuring the latest in contemporary design.

Velore Range

The Velore range combines modern design, high specification and competitive pricing.

[purquartz](#) Blade Range

A range of inset Purquartz sinks in a choice of six popular colourways.

14

[purquartz](#) Shard Range

Quartz insets in a choice of contemporary colours.

[purquartz](#) Cava Range

Quartz undermounts for a contrasting finish to your solid surface.

15

Argilla Fireclay Range

A range of highly durable white fireclay sinks featuring a non-porous surface with an everlasting shine.

16

Etro Ceramic Range

The Etro Ceramic range has a curved classic design.

Contemporary Taps

1810 taps are available in a variety of contemporary and classic designs. All are supplied with a Neoperl Aerator for a non-splash creamy flow

17

[purquartz](#) Taps

A selection of 1810 taps that will match perfectly with your Purquartz sink.

18

Traditional / Industrial-Style Taps

Timeless kitchen taps in a choice of stylish finishes.

19

Soap Dispenser

A top filled liquid soap dispenser, easy to install and available in a range of colours.

20

Waste bins and Quick Ref Guide

21

Welcome...

to The 1810 Company.

We supply an evergrowing range of sinks, taps and accessories, and that's it! We have a simple philosophy, which is to supply innovative and contemporary European design in a wide range of standard and more unique size combinations, appealing to those who appreciate superior quality and style.

The 1810 Company is a constantly evolving business and although we do update our printed literature 3 times a year, we can't always include our latest products.

So please visit our website for the latest news, technical advice and information.



All our products are in stock and despatched from our UK distribution centre on a next working day delivery service (cut-off times apply).

www.the1810company.co.uk



Islington Trade Showroom

The 1810 trade showroom is located in the Business Design Centre, London. The majority of our sinks and taps are showcased here together with our latest products and innovations.

As we hold regular trade events at the showroom, we would recommend that you telephone ahead of your visit to ensure that there will be someone available to meet with you.

Address.

Suite 303, Business Design Centre
Upper Street, The Angel, London N1 0QH

Tel. 07754 757322

Email. sales@the1810company.co.uk

Opening hours: Our Islington showroom is not manned every day. Please call to book an appointment.

Visiting us

By train: We are 5 minutes walk from The Angel tube station (Northern line) allowing you to travel to and from Central London in minutes. Just a little further in the opposite direction is Highbury and Islington with great underground and overground connections.

By car: Driving to the venue is simple as we are located just outside the congestion charge zone on the A1, there is also a NCP car park onsite





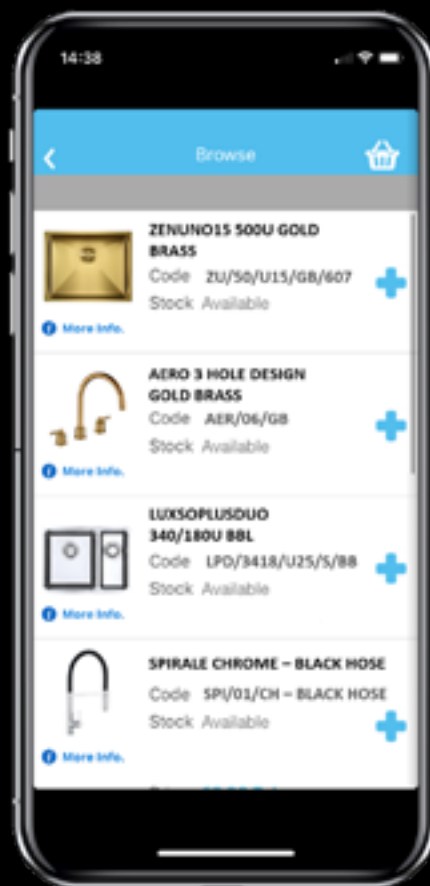
The 1810 Hub

Our NEW mobile app is an efficient and simple to use ordering system, fully compatible with industry management software such as EQ Software and Compusoft.

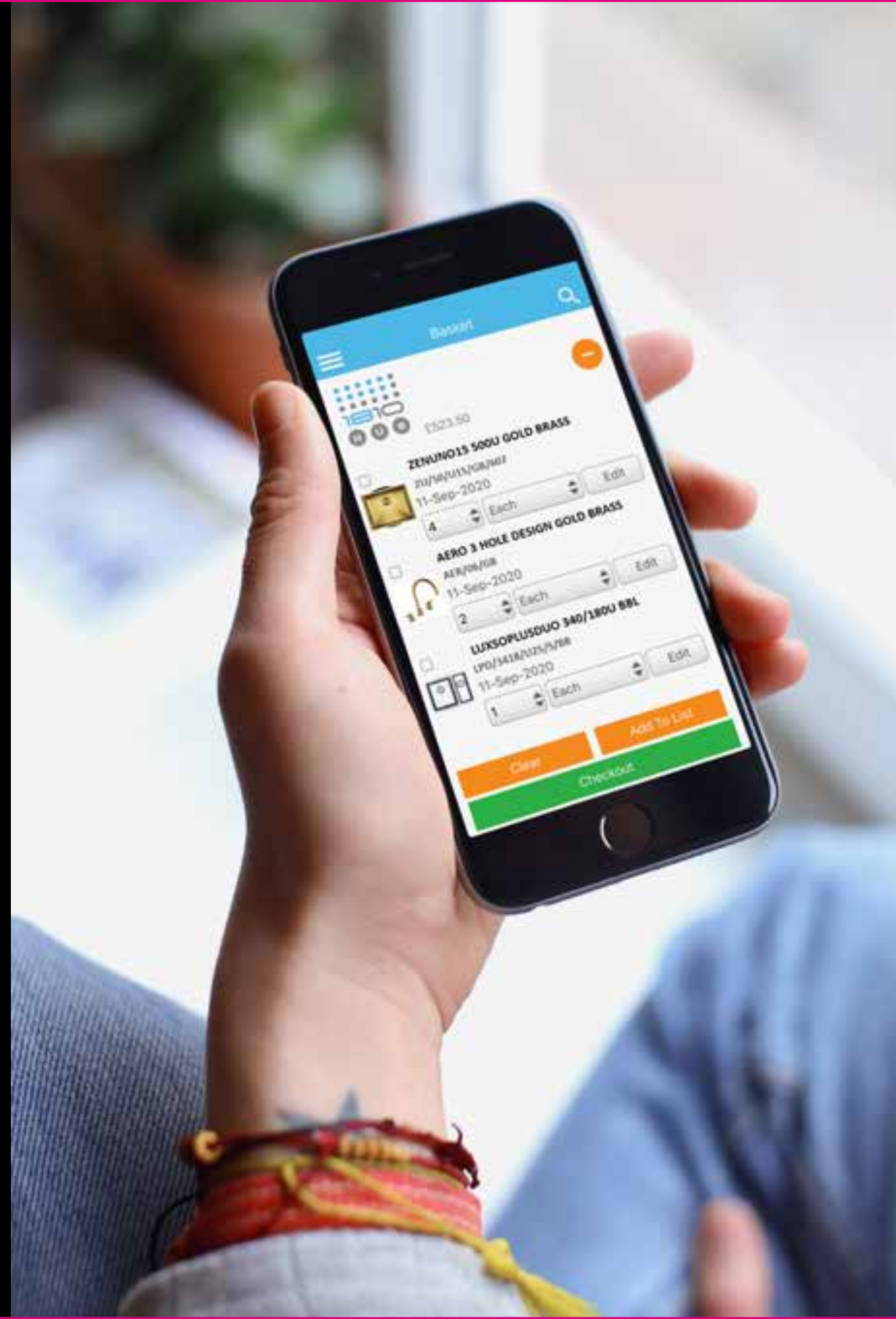
Streamline your ordering process with 24/7 access to place orders, view favourites and order history, compile shopping lists, check stock and make payments whenever or wherever is convenient.

Get your entire workforce connected to our market-leading online ordering platform to take full advantage of our latest offers and multi-buy promotions.

Please visit www.the1810company.co.uk to register for the 1810 HUB.



NOW AVAILABLE
ON APPLE AND ANDROID



The Brand Ambassador Elite Programme.

The Brand Ambassador Elite programme has been formed to allow us to develop a stronger relationship with our core retailers.

Our Brand Ambassadors enjoy additional display benefits, online margin guarantee, a quarterly rebate, dedicated point of sale, sales designer incentive scheme, quarterly prize draw, dual branded corporate clothing, dedicated phone line, no minimum order charge and much, much more!

Don't just take our word for it, read what some of our Brand Ambassadors have to say about the scheme and why they would recommend it to you...



Paul O'Brien, owner of Elite Kitchen Designs, Swinton, Manchester

The 1810 Company provide a great range of products to suit all budgets together with a back-up service which is second to none. The staff have superb product knowledge and are always at the end of the phone should we require any advice or technical information. This, together with a straightforward ordering process and overnight delivery, keeps everything ticking over nicely!



Paul Byrne, retail manager of QK Living, Walkinstown, Dublin

Having searched for something new and exciting that would encourage our customers to have enthusiasm in selecting their sink and tap, we discovered The 1810 Company. The benefits offered on the Brand Ambassador Programme are really useful to our company and we are genuinely excited about working with 1810 moving forward.



Richard Webster and Denise Denney, owners of Impact Kitchens, Blackpool

We were attracted to the Brand Ambassador Programme because we prefer to work with one supplier and the benefits the scheme provides, such as the display offers and branded corporate clothing works well for us. The 1810 Company are a good, reliable supplier of high-quality sinks and taps which are backed by a generous guarantee.



Rob and Liane Kemp, owners of Kemphaus Kitchens, Bishop's Stortford

We've really enjoyed working with The 1810 Company over the years so when we were asked to be part of the Brand Ambassador Programme we jumped at the chance. The associated benefits are superb and we have more face-to-face contact with our 1810 business development manager than any of our other suppliers. 1810 genuinely care about their customers and really want to work alongside them.



Mick Jackson, owner of MJ Interiors Kitchens, Stockton-on-Tees.

I was honoured when I was asked to be an Ambassador for 1810. The programme ensures that the displays in my showroom are kept up to date. The fast turnaround from ordering through to delivery, along with a quarterly rebate and branded corporate clothing just goes to show that 1810 really do go out of their way to help you and your business thrive.



Joe Nash, managing director of Celtic Interiors Fitted Furniture Ltd, Cork, Republic of Ireland

We have had nothing but a positive experience with The 1810 Company since joining the Brand Ambassador Programme. 1810's brand image and product quality are very much in keeping with those of Celtic Interiors so we feel 1810 is the perfect partner for us. The benefits of the scheme are extremely rewarding and we are looking forward to developing our working relationship moving forward.



Gary McGowan and Rob Thorpe, owners of Studio 35, York

The true benefit of being part of the Brand Ambassador Programme is being a member of The 1810 Company's Elite network. If you are looking for a loyal supplier of quality products with a genuine enthusiasm for your business then 1810 is the one. Their Brand Ambassador Programme offers great benefits, great products and a great team – the perfect partnership!



Steve Perrio, director of Simply Kitchens, Fareham.

I would highly recommend The 1810 Company to other retailers. 1810 sinks and taps are excellent quality, very competitively priced and the range covers pretty much every requirement. Being part of the Brand Ambassador Programme is the icing on the cake!


And now the boring stuff...

We don't want to be too technical but there are some features about The 1810 Company sinks and taps we think you would like to know.



Here at The 1810 Company we like to keep things simple so you will notice in our model codes 'BBR' & 'BBL' this is an easy reference for you when ordering...

BBR - Big bowl right
BBL - Big bowl left
See... simple!



Quality of manufacturing and integrity of the sinks is very important. We brace all two bowl sinks to eliminate stress on the bridge between the bowls and strengthen the construction (available on all Zen, Luxsoplus and Etro steel sinks).



During manufacture we go the extra mile to finish the edges on our undermount sinks even though it isn't seen when fitted. It also allows certain models to be inset / topmounted for a more luxurious look.



The quality of steel we use meets the most exacting standards 1.2mm, 18 gauge is used for our Zen, Etro, Forza and Luxsoplus models and all steel used is medical grade 18/10 304 quality. The best for stainless steel sink manufacturing.



High heat resistance (1200°C) hygienic and non-porous as well as chemical resistant makes our **CERAMICA | PURO** a popular choice. The ultra smooth white surface gives a clean look. Make sure you follow the installation guide.



Fireclay sinks are heat resistant to 1600°C and are hygienic, non-porous and chemical resistant. They are extremely hardwearing and feature an everlasting shiny surface.



The **purquartz** range is manufactured using German technology. Comprising of 80% natural Quartz particles, the sinks are heat resistant (230°C) food stain resistant and will withstand impact. These sinks are durable and made to last, backed by our 75 year guarantee.



What is PVD?
PVD stands for Physical Vapour Deposition. A process used to create a very durable, corrosion and tarnish free finish. PVD is extremely durable but not invincible, scratches will appear as they do with stainless steel but will also develop a patina with time.



INSUSOUND®

Our sinks are treated on the underside with a protective powder coating, which we call 'Insusound'. This will help retain the heat of the water in the bowl, and dramatically reduce noise when fitting a waste disposal unit. (Available on all Zen, Luxsoplus and Etro steel sinks).



A Compact Plumbing Kit is available as a no cost option – please specify at time of sink purchase.



Most 1810 sinks are supplied with a BS approved maximiser plumbing kit, which is also available to purchase separately. This kit is comprehensive and includes all parts required for any sink installation.

Please refer to the 'How to assemble' video on our website.



1810 products are manufactured to the highest standard. In accordance with the Construction Products Directive (89 / 106 / EEC), all of our sinks are tested to BS EN 13310: 2003 / BS EN 13310 : 2015 and are CE certified.



The majority of our taps have WRAS approval. Look out for the logo on our tap pages. WRAS Approval is granted by representatives of water suppliers and is therefore accepted by every water supplier in the UK. WRAS Approval is the best way to ensure compliance and that your tap is manufactured to the highest standards.

THE 1810 COMPANY SUPPORTS



REG CHARITY: 1062559 (ENGLAND & WALES), SC039757 (SCOTLAND)

Are a dedicated charity who support young people who have been diagnosed with cancer in the UK. For every 1810 Curvato Trio tap purchased, we will donate £5 to this very worthy cause.



Business management software for the kitchen, bedroom and bathroom industry.



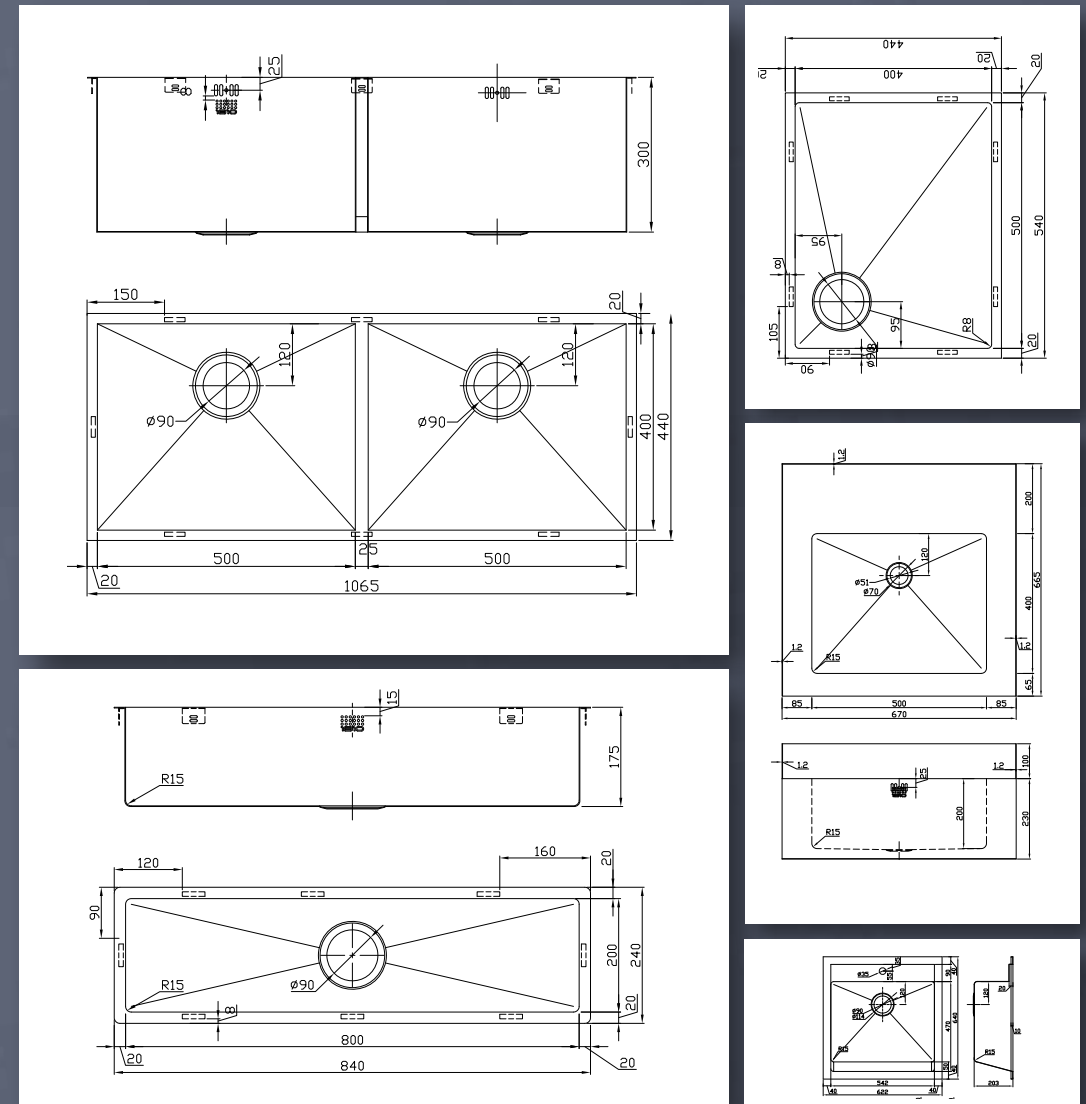
A powerful sales tool to help kitchen dealers create advanced kitchen designs in minutes.



Bespoke kitchen sink manufacturing service

The **1810 Bespoke** service allows you to create a unique sink design either for personal preference or to work within design and space limitations.

Please see below for examples of Bespoke project requests undertaken.





AXIX

Seamless Technology



This unique concept allows for a combination of solid surface, quartz or stone and a contemporary designed sink to give a finished look of a steel bottomed material clad sink but without a join between the surface and the sink at the base, that previously was the only option.

This system allows for a straightforward fabrication method that can be completed in the workshop using standard tools and create a watertight solution that allows the use of hot/boiling water taps and creates an upmarket contemporary finish.

The AXIX sinks are manufactured to the same exacting standards of every 1810 sink using 1.2mm, 304 grade stainless steel. A PVD finish in Copper, Gunmetal or Gold Brass is also available. All sinks have protective powder coating on the underside (Insusound) which insulates helping to retain the heat of the water in the bowl whilst also reducing noise if a waste disposer is fitted. A full maximiser plumbing kit is also supplied providing all parts required for any sink installation.

AXIX is also backed by our 75 year guarantee that warrants the sinks to be free of manufacturing defects in material and workmanship under normal usage. Any warranty on the fabrication component is the responsibility of the fabricator or retailer.



AXIX Set A (shown here) and Set B are suitable for installation in a 600mm cabinet







Base Unit Guide.

300mm




AXIX UNO 190U

300mm



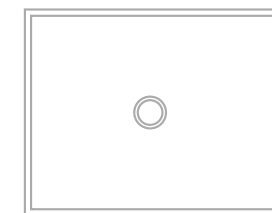
AXIX UNO 210U

500mm



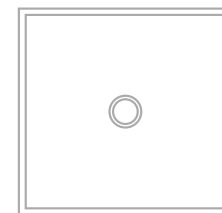
AXIX UNO 450U

800mm



AXIX UNO 700U

600mm




AXIX UNO 500U

600mm



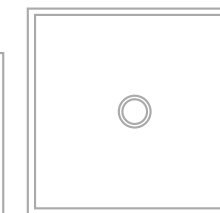
SET A



600mm



SET B



A combination of bowl sizes can be used for bigger base units



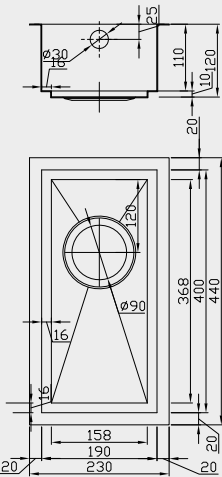
AXIXUNO 190U

- Handmade bowl
- Insusound®
- 3½” basket strainer waste and overflow included
- Individually boxed
- Steel thickness 1.2mm
- Maximiser plumbing kit inc.
- Axix waste tidy included
- Available in stainless steel, copper, gunmetal & gold brass

Minimum cabinet size: 300mm

16mm - Solid Surface

Sink Model	AXIXUNO 190U STAINLESS STEEL SOS
1810 Code	AU/19/U/S/16MM/SOS/456
Sink Model	AXIXUNO 190U COPPER SOS
1810 Code	AU/19/U/COP/16MM/SOS/556
Sink Model	AXIXUNO 190U GUNMETAL SOS
1810 Code	AU/19/U/GM/16MM/SOS/656
Sink Model	AXIXUNO 190U GOLD BRASS SOS
1810 Code	AU/19/U/GB/16MM/SOS/756



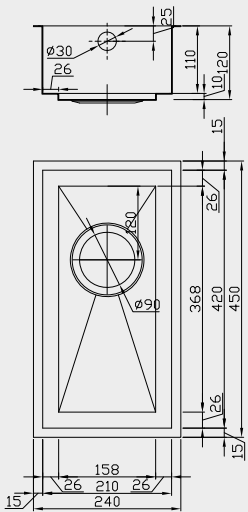
AXIXUNO 210U

- Handmade bowl
- Insusound®
- 3½” basket strainer waste and overflow included
- Individually boxed
- Steel thickness 1.2mm
- Maximiser plumbing kit inc.
- Axix waste tidy included
- Available in stainless steel, copper, gunmetal & gold brass

Minimum cabinet size: 300mm

26mm - Solid Surface

Sink Model	AXIXUNO 210U STAINLESS STEEL QG
1810 Code	AU/21/U/S/26MM/QG/459
Sink Model	AXIXUNO 210U COPPER QG
1810 Code	AU/21/U/COP/26MM/QG/559
Sink Model	AXIXUNO 210U GUNMETAL QG
1810 Code	AU/21/U/GM/26MM/QG/659
Sink Model	AXIXUNO 210U GOLD BRASS QG
1810 Code	AU/21/U/GB/26MM/QG/759






STAINLESS STEEL



STAINLESS STEEL

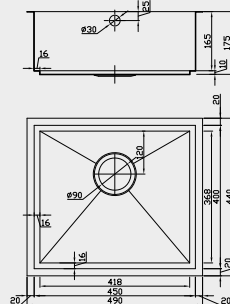


AXIXUNO 500U

- Handmade bowl
- Insusound® 
- 3½" basket strainer waste and overflow included
- Individually boxed
- Steel thickness 1.2mm
- Maximiser plumbing kit inc.
- Axix waste tidy included
- Available in stainless steel, copper, gunmetal & gold brass

16mm - Solid Surface

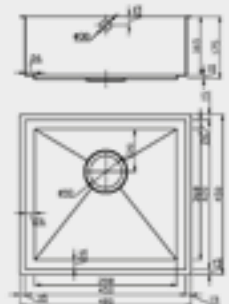
Sink Model	AXIXUNO 450U
1810 Code	STAINLESS STEEL SOS
Sink Model	AXIXUNO 450U COPPER SOS
1810 Code	AU/45/U/S/16MM/SOS/450
Sink Model	AXIXUNO 450U GUNMETAL SOS
1810 Code	AU/45/U/COP/16MM/SOS/550
Sink Model	AXIXUNO 450U GOLD BRASS SOS
1810 Code	AU/45/U/GB/16MM/SOS/750




Minimum cabinet size: 500mm

26mm - Stone/Quartz/Ceramic

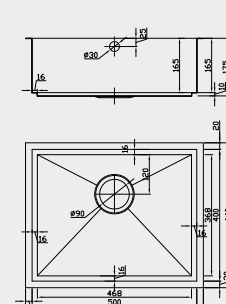
Sink Model	AXIXUNO 450U
1810 Code	STAINLESS STEEL QG AU/45/U/S/26MM/QG/451
Sink Model	AXIXUNO 450U COPPER QG
1810 Code	AU/45/U/COP/26MM/QG/551
Sink Model	AXIXUNO 450U GUNMETAL QG
1810 Code	AU/45/U/GM/26MM/QG/651
Sink Model	AXIXUNO 450U GOLD BRASS QG
1810 Code	AU/45/U/GB/26MM/QG/751



- Handmade bowl
- Insusound® 
- 3½" basket strainer waste and overflow included
- Individually boxed
- Steel thickness 1.2mm
- Maximiser plumbing kit inc.
- Axix waste tidy included
- Available in stainless steel, copper, gunmetal & gold brass

16mm - Solid Surface

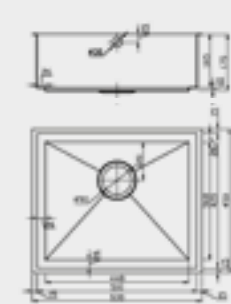
Sink Model	AXIXUNO 500U
1810 Code	STAINLESS STEEL/SOS
	AU/50/U/S/16MM/SOS/452
Sink Model	AXIXUNO 500U COPPER SOS
1810 Code	AU/50/U/COP/16MM/SOS/552
Sink Model	AXIXUNO 500U GUNMETAL SOS
1810 Code	AU/50/U/GM/16MM/SOS/652
Sink Model	AXIXUNO 500U GOLD BRASS SOS
1810 Code	AU/50/U/GB/16MM/SOS/752




Minimum cabinet size: 600mm


26mm - Stone/Quartz/Ceramic

Sink Model	AXIXUNO 500U
1810 Code	STAINLESS STEEL QG
	AU/50/U/S/26MM/QG/453
Sink Model	AXIXUNO 500U COPPER QG
1810 Code	AU/50/U/COP/26MM/QG/553
Sink Model	AXIXUNO 500U GUNMETAL QG
1810 Code	AU/50/U/GM/26MM/QG/653
Sink Model	AXIXUNO 500U GOLD BRASS QG
1810 Code	AU/50/U/GB/26MM/QG/753





STAINLESS STEEL




ZEN COLANDER DRAINER
AC-AXIX-COL-SS

ZEN COLANDER DRAINER GOLD BRASS
AC-AXIX-COL-GB

ZEN COLANDER DRAINER COPPER
AC-AXIX-COL-COP

ZEN COLANDER DRAINER GUNMETAL
AC-AXIX-COL-GM



GOLD BRASS COPPER GUNMETAL



STAINLESS STEEL



ZEN COLANDER DRAINER
AC-AXIX-COL-SS

ZEN COLANDER DRAINER GOLD BRASS
AC-AXIX-COL-GB

ZEN COLANDER DRAINER COPPER
AC-AXIX-COL-COP

ZEN COLANDER DRAINER GUNMETAL
AC-AXIX-COL-GM



GOLD BRASS COPPER GUNMETAL

AXIXUNO 700U

- Handmade bowl
- Insusound®
- 3½” basket strainer waste and overflow included
- Individually boxed
- Steel thickness 1.2mm
- Maximiser plumbing kit inc.
- Axix waste tidy included
- Available in stainless steel, copper, gunmetal & gold brass

Minimum cabinet size: 800mm

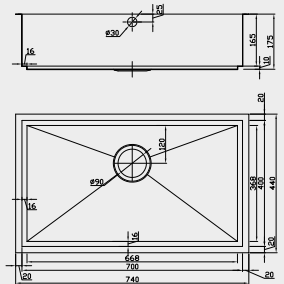
16mm - Solid Surface

Sink Model AXIXUNO 700U STAINLESS STEEL SOS
1810 Code AU/70/U/S/16MM/SOS/454

Sink Model AXIXUNO 700U COPPER SOS
1810 Code AU/70/U/COP/16MM/SOS/554

Sink Model AXIXUNO 700U GUNMETAL SOS
1810 Code AU/70/U/GM/16MM/SOS/654

Sink Model AXIXUNO 700U GOLD BRASS SOS
1810 Code AU/70/U/GB/16MM/SOS/754



26mm - Stone/Quartz/Ceramic

Sink Model AXIXUNO 700U STAINLESS STEEL QG
1810 Code AU/70/U/S/26MM/QG/455

Sink Model AXIXUNO 700U COPPER QG
1810 Code AU/70/U/COP/26MM/QG/555

Sink Model AXIXUNO 700U GUNMETAL QG
1810 Code AU/70/U/GM/26MM/QG/655

Sink Model AXIXUNO 700U GOLD BRASS QG
1810 Code AU/70/U/GB/26MM/QG/755



AXIXUNO - SET A

- Handmade bowls
- Insusound®
- 3½” and mini basket strainer wastes and overflows included
- Individually boxed
- Steel thickness 1.2mm
- Maximiser plumbing kit inc.
- Axix waste tidy included
- Available in stainless steel, copper, gunmetal & gold brass

Minimum cabinet size: 600mm

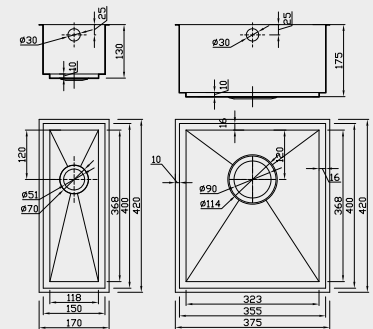
SET A - 16mm

Sink Model AXIXUNO SET A - 355U & 150U STAINLESS STEEL (full half bowl)
1810 Code AU/3515-400/U/S/16MM/SOS/457

Sink Model AXIXUNO SET A - 355U & 150U COPPER (full half bowl)
1810 Code AU/3515-400/U/COP/16MM/SOS/557

Sink Model AXIXUNO SET A - 355U & 150U GUNMETAL (full half bowl)
1810 Code AU/3515-400/U/GM/16MM/SOS/657

Sink Model AXIXUNO SET A - 355U & 150U GOLD BRASS (full half bowl)
1810 Code AU/3515-400/U/GB/16MM/SOS/757





STAINLESS STEEL



GOLD BRASS



COPPER



GUNMETAL



ZEN COLANDER DRAINER
AC-AXIX-COL-SS



ZEN COLANDER DRAINER GOLD BRASS
AC-AXIX-COL-GB



ZEN COLANDER DRAINER COPPER
AC-AXIX-COL-COP



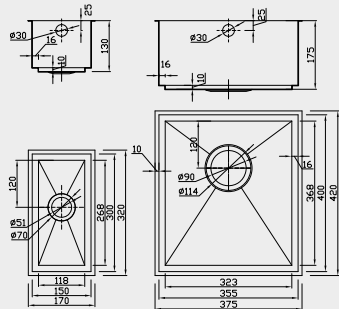
ZEN COLANDER DRAINER GUNMETAL
AC-AXIX-COL-GM

AXIXUNO - SET B

- Handmade bowls
- Insusound®
- 3½” and mini basket strainer wastes and overflows included
- Individually boxed
- Steel thickness 1.2mm
- Maximiser plumbing kit inc.
- Axix waste tidy included
- Available in stainless steel, copper, gunmetal & gold brass

SET B - 16mm

Sink Model	AXIXUNO SET B - 355U & 150U STAINLESS STEEL (short half bowl)
1810 Code	AU/3515-300/U/S/16MM/SOS/458
Sink Model	AXIXUNO SET B - 355U & 150U COPPER (short half bowl)
1810 Code	AU/3515-300/U/COP/16MM/SOS/558
Sink Model	AXIXUNO SET B - 355U & 150U GUNMETAL (short half bowl)
1810 Code	AU/3515-300/U/GM/16MM/SOS/658
Sink Model	AXIXUNO SET B - 355U & 150U GOLD BRASS (short half bowl)
1810 Code	AU/3515-300/U/GB/16MM/SOS/758



Minimum cabinet size: 600mm





The Zen Range

The Zen range is a contemporary linear design featuring striking square and rectangular bowls.

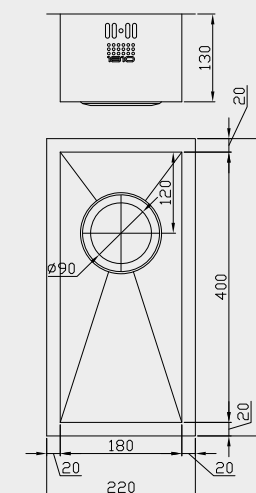


SINK Model **ZENUNO 180U**

1810 Code **ZU/18/U/S/017**

- Undermounted handmade bowl, can also be flushmounted or inset
- Satin finish
- Insusound®
- 3½" basket strainer waste and overflow included
- Individually boxed
- Steel thickness 1.2mm
- Maximiser plumbing kit included

Minimum cabinet size: 300mm
For accessories see pages 214 & 215



Shown with waste tidy, see page 215



“An extra deep bowl is a personal choice”

SINK Model ZENUNO 340U

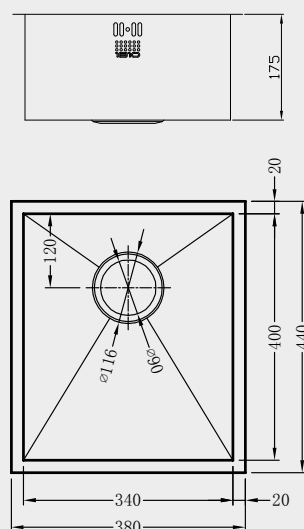
1810 Code **ZU/34/U/S/018**

- Undermounted handmade bowl
Can also be flushmounted or inset
- Satin finish
- Insusound®
- 3½" basket strainer waste and overflow included
- Individually boxed
- Steel thickness 1.2mm
- Maximiser plumbing kit included

Minimum cabinet size: 400mm
For accessories see pages 214 & 215



Shown with waste tidy, see page 215



SINK Model ZENUNO 340U DEEP

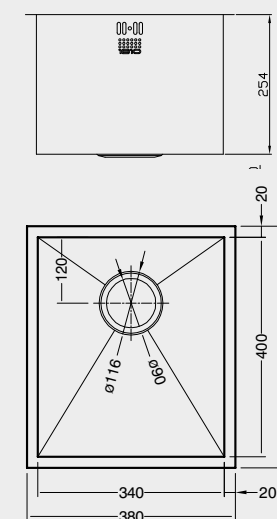
1810 Code **ZU/34/U/D/S/70**

- Undermounted handmade bowl, can also be flushmounted or inset
- Satin finish
- Insusound®
- 3½" basket strainer waste and overflow included
- Individually boxed
- Steel thickness 1.2mm
- Maximiser plumbing kit included

Minimum cabinet size: 400mm
For accessories see pages 214 & 215



Shown with waste tidy, see page 215



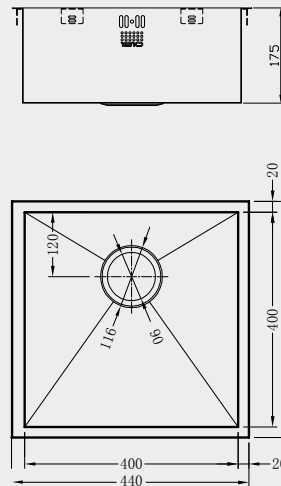
SINK Model **ZENUNO 400U**1810 Code **ZU/40/U/S/019**

- Undermounted handmade bowl includes clips for flush or inset installation
- Satin finish
- Insusound®
- 3½" basket strainer waste and overflow included
- Individually boxed
- Steel thickness 1.2mm
- Maximiser plumbing kit included

Minimum cabinet size: 450mm
For accessories see pages 214 & 215



Shown with waste tidy, see page 215

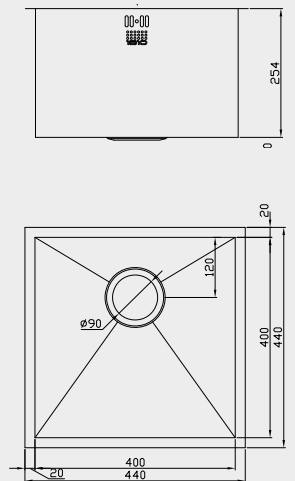
SINK Model **ZENUNO 400U DEEP**1810 Code **ZU/40/U/D/S/071**

- Undermounted handmade bowl includes clips for flush or inset installation
- Satin finish
- Insusound®
- 3½" basket strainer waste and overflow included
- Individually boxed
- Steel thickness 1.2mm
- Maximiser plumbing kit included

Minimum cabinet size: 450mm
For accessories see pages 214 & 215

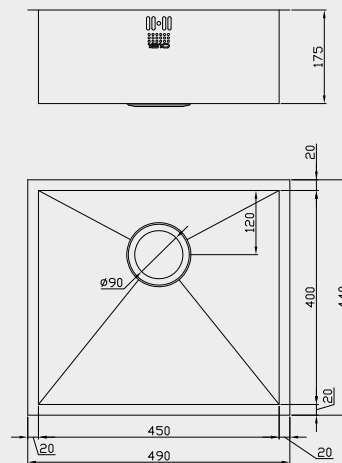


Shown with waste tidy, see page 215



**SINK Model ZENUNO 450U**1810 Code **ZU/45/U/S/020**

- Undermounted handmade bowl includes clips for flush or inset installation
- Satin finish
- Insusound®
- 3½" basket strainer waste and overflow included
- Individually boxed
- Steel thickness 1.2mm
- Maximiser plumbing kit included

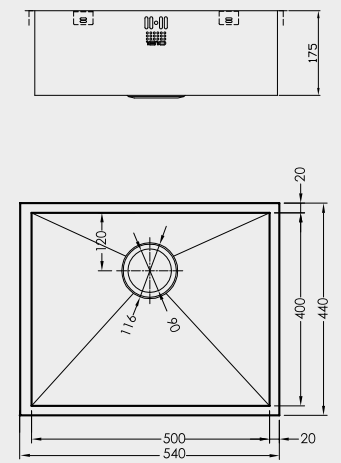


Minimum cabinet size: 500mm
For accessories see pages 214 & 215

Shown with waste tidy, see page 215

SINK Model ZENUNO 500U1810 Code **ZU/50/U/S/021**

- Undermounted handmade bowl includes clips for flush or inset installation
- Satin finish
- Insusound®
- 3½" basket strainer waste and overflow included
- Individually boxed
- Steel thickness 1.2mm
- Maximiser plumbing kit included



Minimum cabinet size: 600mm
For accessories see pages 214 & 215

Shown with waste tidy, see page 215

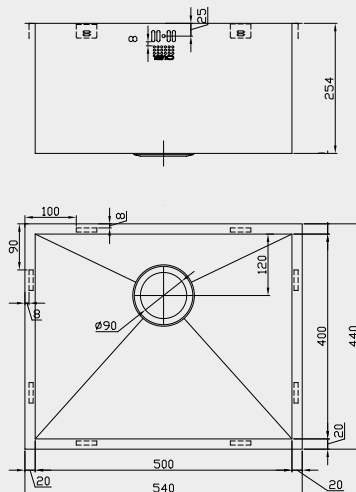


“With many people having waste bins, hot taps and waste disposers in their sink base, the offset waste model maximises the space available”

SINK Model ZENUNO 500U DEEP

1810 Code **ZU/50/U/D/S/074**

- Undermounted handmade bowl includes clips for flush or inset installation
- Satin finish
- Insusound®
- 3½" basket strainer waste and overflow included
- Individually boxed
- Steel thickness 1.2mm
- Maximiser plumbing kit included



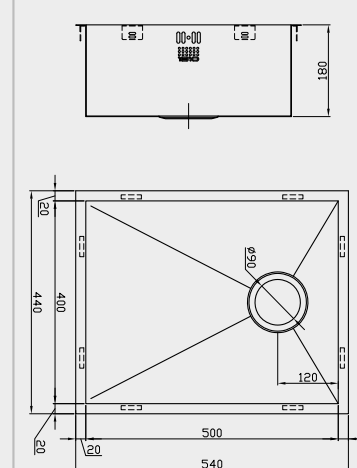
Shown with waste tidy, see page 215

Minimum cabinet size: 600mm
For accessories see pages 214 & 215

SINK Model ZENUNO 500U OSW

1810 Code **ZU/50/U/S/OSW/061**

- Undermounted handmade bowl includes clips for flush or inset installation
- Satin finish
- Insusound®
- 3½" basket strainer waste and overflow included
- Individually boxed
- Steel thickness 1.2mm
- Maximiser plumbing kit included



Shown with waste tidy, see page 215

Minimum cabinet size: 600mm
For accessories see pages 214 & 215



“Generous dimensions for large oven trays and pans”



SINK Model ZENUNO 700U

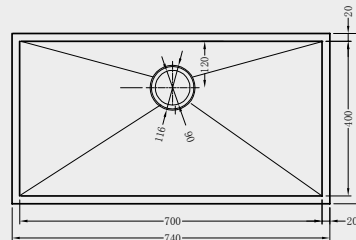
1810 Code **ZU/70/U/S/023**

- Undermounted handmade bowl includes clips for flush or inset installation
- Satin finish
- Insusound®
- 3½" basket strainer waste and overflow included
- Individually boxed
- Steel thickness 1.2mm
- Maximiser plumbing kit included

Minimum cabinet size: 800mm
For accessories see pages 214 & 215



Shown with waste tidy, see page 215



SINK Model ZENUNO 700U OSW

1810 Code **ZU/70/U/S/OSW/062**

- Undermounted handmade bowl includes clips for flush or inset installation
- Satin finish
- Insusound®
- 3½" basket strainer waste and overflow included
- Individually boxed
- Steel thickness 1.2mm
- Maximiser plumbing kit included

Minimum cabinet size: 800mm
For accessories see pages 214 & 215



Shown with waste tidy, see page 215

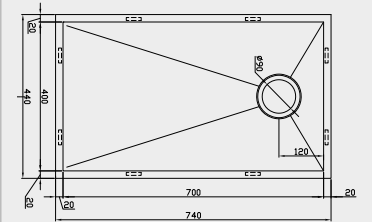
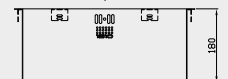




Image shown
ZENDUO 340/180U BBL



Image shown
ZENDUO 550/180U BBL

SINK Model **ZENDUO 340/180U BBL**
SINK Model **ZENDUO 180/340U BBR**

1810 Code **ZD/3418/U/S/BBL/022**
1810 Code **ZD/1834/U/S/BBR/024**

- Undermounted handmade bowl includes clips for flush or inset installation
- Satin finish
- Insusound®
- 3½" basket strainer waste and overflow included
- Individually boxed
- Steel thickness 1.2mm
- Maximiser plumbing kit included

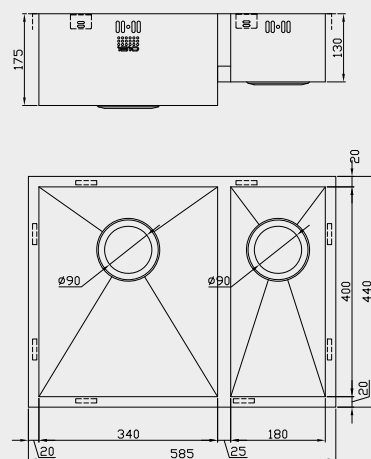


Zenduo 180/340U BBR



Zenduo 340/180U BBL

Shown with waste tidy, see page 215



Minimum cabinet size: 600mm
For accessories see
pages 214 & 215

SINK Model **ZENDUO 550/180U BBL**
SINK Model **ZENDUO 180/550U BBR**

1810 Code **ZD/5518/U/S/BBL/028**
1810 Code **ZD/1855/U/S/BBR/029**

- Undermounted handmade bowl includes clips for flush or inset installation
- Satin finish
- Insusound®
- 3½" basket strainer waste and overflow included
- Individually boxed
- Steel thickness 1.2mm
- Maximiser plumbing kit included

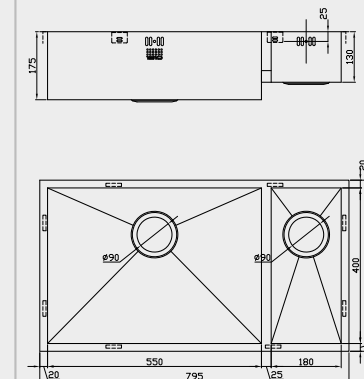


Zenduo 180/550U BBR



Zenduo 550/180U BBL

Shown with waste tidy, see page 215





“A versatile double bowl that will fit into an 800mm unit”

SINK Model ZENDUO 700/180U

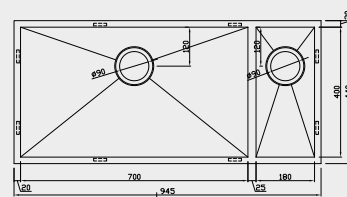

1810 Code **ZD/7018/U/D/S/072**

- Undermounted handmade bowl includes clips for flush or inset installation
- Satin finish
- Insusound®
- 3½" basket strainer waste and overflow included
- Individually boxed
- Steel thickness 1.2mm
- Maximiser plumbing kit included

Minimum cabinet size: 1000mm
For accessories see pages 214 & 215



Shown with waste tidy, see page 215



SINK Model ZENDUO 340/340U

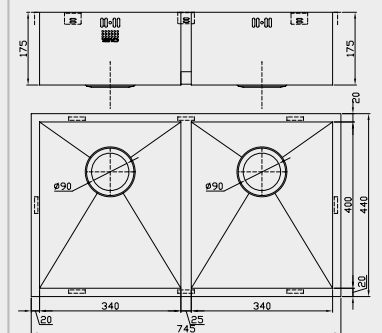
1810 Code **ZD/3434/U/S/075**

- Undermounted handmade bowl includes clips for flush or inset installation
- Satin finish
- Insusound®
- 3½" basket strainer waste and overflow included
- Individually boxed
- Steel thickness 1.2mm
- Maximiser plumbing kit included

Minimum cabinet size: 800mm
For accessories see pages 214 & 215



Shown with waste tidy, see page 215





“Two good sized bowls,
very practical”



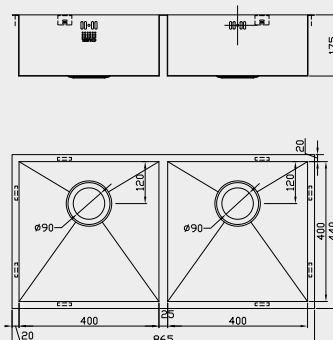
“Similar to the ZD 400/400 but with an
extra 79mm depth and a clever divider
allowing 2 bowls to be used
independently or have 1 big bowl”



SINK Model ZENDUO 400/400U

1810 Code **ZD/4040/U/S/025**

- Undermounted handmade bowl includes clips for flush or inset installation
- Satin finish
- Insusound®
- 3½" basket strainer waste and overflow included
- Individually boxed
- Steel thickness 1.2mm
- Maximiser plumbing kit included



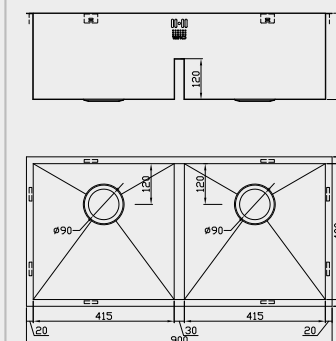
Minimum cabinet size: 900mm
For accessories see pages 214 & 215

Shown with waste tidy, see page 215

SINK Model ZENDUO 415/415U DEEP

1810 Code **ZD/4141/U/D/S/073**

- Undermounted handmade bowl includes clips for flush or inset installation
- Satin finish
- Insusound®
- 3½" basket strainer waste and overflow included
- Individually boxed
- Steel thickness 1.2mm
- Maximiser plumbing kit included



Minimum cabinet size: 900mm
For accessories see pages 214 & 215

Shown with waste tidy, see page 215



“3 bowls, a practical sink when you don’t always want to use your dishwasher”

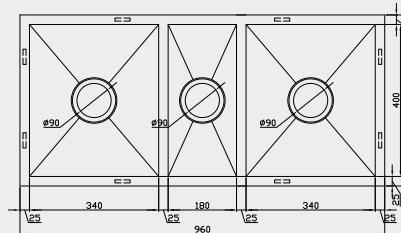
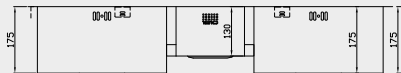


“With curves popular in kitchen design you can have the WOW factor with this sink”

SINK Model ZENTRIO 340/180/340U

1810 Code ZT/341834/U/S/115

- Undermounted handmade bowl includes clips for flush or inset installation
- Satin finish
- Insusound®
- 3½" basket strainer waste and overflow included
- Individually boxed
- Steel thickness 1.2mm
- Maximiser plumbing kit included



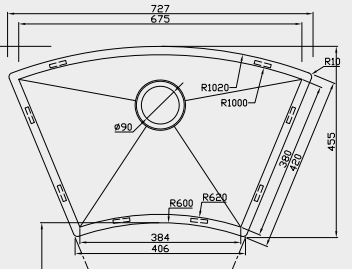
Shown with waste tidy, see page 215

Minimum cabinet size: 1000mm
For accessories see pages 214 & 215

SINK Model ZENUNO 675U CURVE

1810 Code ZU/675/U/S/200

- Undermounted handmade bowl includes clips for flush or inset installation
- Satin finish
- Insusound®
- 3½" basket strainer waste and overflow included
- Individually boxed
- Steel thickness 1.5mm
- Maximiser plumbing kit included



Shown with waste tidy, see page 215

Minimum cabinet size: 800mm
or corner base
For accessories see pages 214 & 215

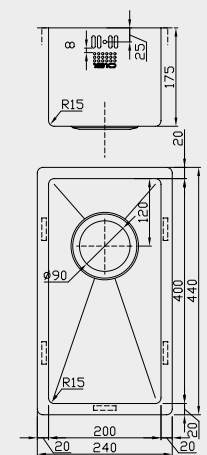


SINK Model **ZENUNO15 200U**

1810 Code **ZU/20/U15/S/086**

- Undermounted 15mm radius handmade bowl includes clips for flush or inset installation
- Satin finish
- Insusound®
- 3½" basket strainer waste and overflow included
- Individually boxed
- Steel thickness 1.2 mm
- Maximiser plumbing kit included

Minimum cabinet size: 300mm
For accessories see pages 214 & 215



Shown with waste tidy, see page 215

The Zen15 Range

The Zen15 range features a contemporary linear design with a subtle 15mm internal radius.

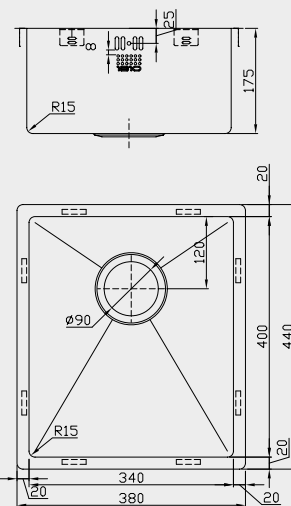
SINK Model **ZENUNO15 340U**1810 Code **ZU/34/U15/S/087**

- Undermounted 15mm radius handmade bowl includes clips for flush or inset installation
- Satin finish
- Insusound®
- 3½" basket strainer waste and overflow included
- Individually boxed
- Steel thickness 1.2 mm
- Maximiser plumbing kit included

Minimum cabinet size: 400mm
For accessories see pages 214 & 215



Shown with waste tidy, see page 215

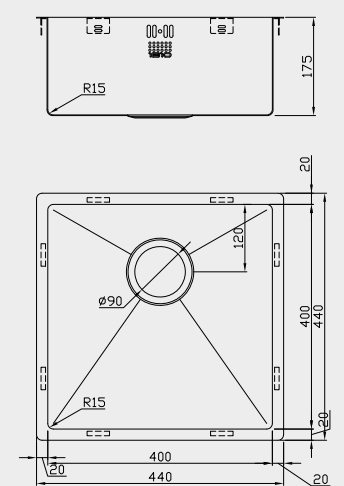
SINK Model **ZENUNO15 400U**1810 Code **ZU/40/U15/S/080**

- Undermounted 15mm radius handmade bowl includes clips for flush or inset installation
- Satin finish
- Insusound®
- 3½" basket strainer waste and overflow included
- Individually boxed
- Steel thickness 1.2 mm
- Maximiser plumbing kit included

Minimum cabinet size: 450mm
For accessories see pages 214 & 215

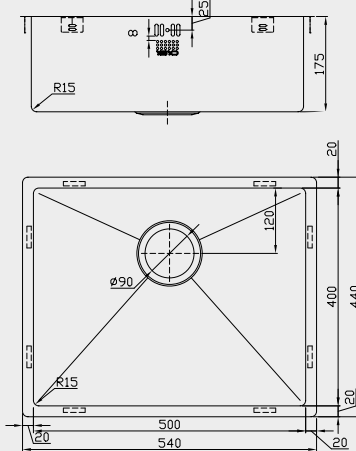


Shown with waste tidy, see page 215




SINK Model ZENUNO15 500U
1810 Code ZU/50/U15/S/088

- Undermounted 15mm radius handmade bowl includes clips for flush or inset installation
- Satin finish
- Insusound®
- 3½" basket strainer waste and overflow included
- Individually boxed
- Steel thickness 1.2 mm
- Maximiser plumbing kit included

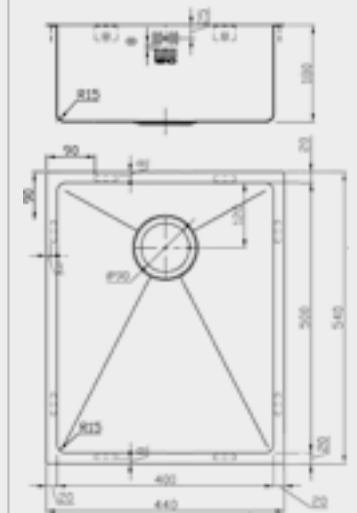


Shown with waste tidy, see page 215

Minimum cabinet size: 600mm
For accessories see pages 214 & 215

SINK Model ZENUNO15 500U OSW
1810 Code ZU/50/U15/S/OSW/066

- Undermounted 15mm radius handmade bowl includes clips for flush or inset installation
- Satin finish
- Insusound®
- 3½" basket strainer waste and overflow included
- Individually boxed
- Steel thickness 1.2 mm
- Maximiser plumbing kit included



Shown with waste tidy, see page 215


Minimum cabinet size: 600mm
For accessories see pages 214 & 215



EXTRA
DEEP
BOWL

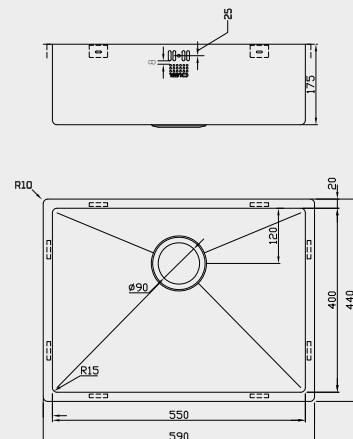
SINK Model ZENUNO15 550U

1810 Code ZU/55/U15/S/081

- Undermounted 15mm radius handmade bowl includes clips for flush or inset installation
- Satin finish
- Insusound® 
- 3½" basket strainer waste and overflow included
- Individually boxed
- Steel thickness 1.2 mm
- Maximiser plumbing kit included




Shown with waste tidy, see page 215



Minimum cabinet size: 600mm
For accessories see pages 214 & 215

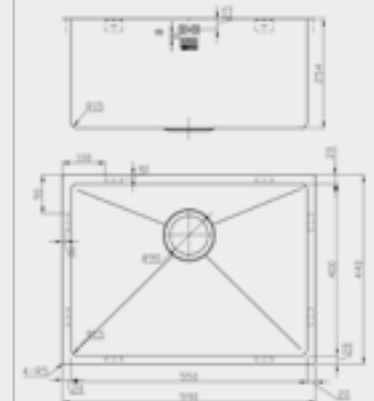
SINK Model ZENUNO15 550U DEEP

1810 Code ZU/55/U15/D/S/078

- Undermounted 15mm radius handmade bowl includes clips for flush or inset installation
- Satin finish
- Insusound® 
- 3½" basket strainer waste and overflow included
- Individually boxed
- Steel thickness 1.2 mm
- Maximiser plumbing kit included



Shown with waste tidy, see page 215



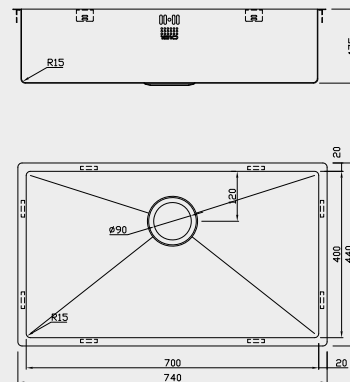
Minimum cabinet size: 600mm
For accessories see pages 214 & 215

SINK Model **ZENUNO15 700U**1810 Code **ZU/70/U15/S/083**

- Undermounted 15mm radius handmade bowl includes clips for flush or inset installation
- Satin finish
- Insusound®
- 3½" basket strainer waste and overflow included
- Individually boxed
- Steel thickness 1.2 mm
- Maximiser plumbing kit included



Shown with waste tidy, see page 215



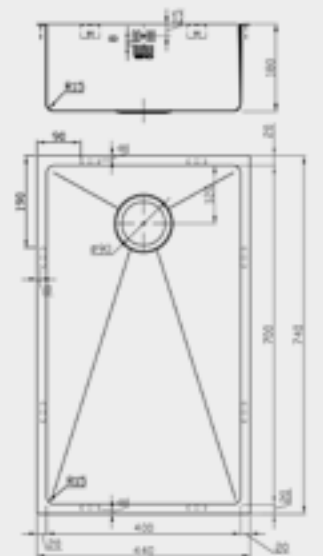
Minimum cabinet size: 800mm
For accessories see pages 214 & 215

SINK Model **ZENUNO15 700U OSW**1810 Code **ZU/70/U15/S/OSW/067**

- Undermounted 15mm radius handmade bowl includes clips for flush or inset installation
- Satin finish
- Insusound®
- 3½" basket strainer waste and overflow included
- Individually boxed
- Steel thickness 1.2 mm
- Maximiser plumbing kit included



Shown with waste tidy, see page 215



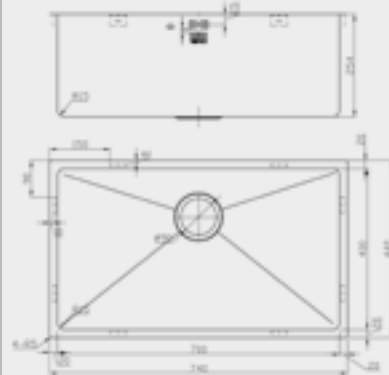
Minimum cabinet size: 800mm
For accessories see pages 214 & 215



SINK Model **ZENUNO15 700U DEEP**

1810 Code **ZU/70/U15/D/S/077**

- Undermounted 15mm radius handmade bowl includes clips for flush or inset installation
- Satin finish
- Insusound®
- 3½" basket strainer waste and overflow included
- Individually boxed
- Steel thickness 1.2 mm
- Maximiser plumbing kit included



Minimum cabinet size: 800mm
For accessories see pages 214 & 215

Shown with waste tidy, see page 215



“A variant of our biggest seller with a gentle 15mm internal radius!”

Image shown
ZENDUO15 340/180U BBL

SINK Model **ZENDUO15 340/180U BBL**
SINK Model **ZENDUO15 180/340U BBR**

1810 Code **ZD/3418/U15/S/BBL/085**
1810 Code **ZD/1834/U15/S/BBR/082**

- Undermounted 15mm radius handmade bowl includes clips for flush or inset installation
- Satin finish
- Insusound®
- 3½" basket strainer waste and overflow included
- Individually boxed
- Steel thickness 1.2 mm
- Maximiser plumbing kit included

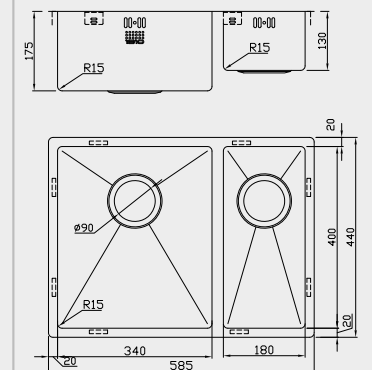


ZENDUO15 180/340U BBR



ZENDUO15 340/180U BBL

Shown with waste tidy, see page 215





“A larger version of the 340/180 15R with bigger bowls for larger cooking utensils”

Image shown
ZEN15 550/200U BBL



“Two good sized bowls, very practical”

SINK Model **ZENDUO15 550/200U BBL** 1810 Code **ZD/5520/U15/S/BBL/150**
SINK Model **ZENDUO15 200/550U BBR** 1810 Code **ZD/2055/U15/S/BBR/151**

SINK Model **ZENDUO15 400/400U**

1810 Code **ZD/4040/U15/S/084**

- Undermounted 15mm radius handmade bowl includes clips for flush or inset installation
- Satin finish
- Insusound®
- 3½" basket strainer waste and overflow included
- Individually boxed
- Steel thickness 1.2 mm
- Maximiser plumbing kit included

Minimum cabinet size: 900mm
For accessories see pages 214 & 215

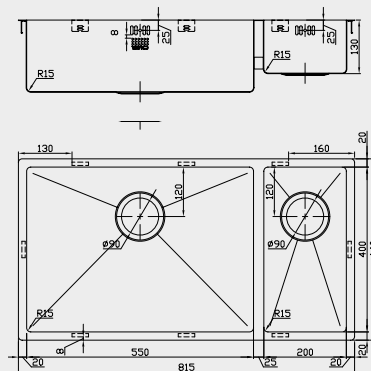


ZENDUO15 200/550U BBR



ZENDUO15 550/200U BBL

Shown with waste tidy, see page 215

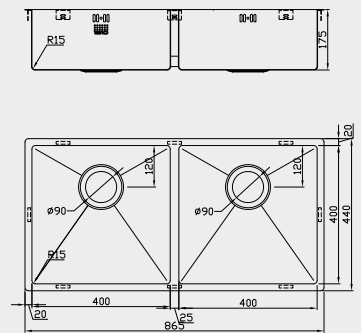


- Undermounted 15mm radius handmade bowl includes clips for flush or inset installation
- Satin finish
- Insusound®
- 3½" basket strainer waste and overflow included
- Individually boxed
- Steel thickness 1.2 mm
- Maximiser plumbing kit included

Minimum cabinet size: 900mm
For accessories see pages 214 & 215



Shown with waste tidy, see page 215





The Zen15 PVD Range

A selection of handmade bowls finished in a durable PVD coating.



ZEN COLANDER DRAINER GUNMETAL
AC-ZEN-COL-GM

ZEN COLANDER DRAINER COPPER
AC-ZEN-COL-COP

ZEN COLANDER DRAINER GOLD BRASS
AC-ZEN-COL-GB


Image shown
ZENUNO15 400U - GUNMETAL

SINK Model **ZENUNO15 400U - COPPER**
SINK Model **ZENUNO15 400U - GUNMETAL**
SINK Model **ZENUNO15 400U - GOLD BRASS**

1810 Code **ZU/40/U15/COP/600**
1810 Code **ZU/40/U15/GM/601**
1810 Code **ZU/40/U15/GB/606**

- Undermounted 15mm radius handmade bowl
- Includes clips for flush or inset installation
- PVD coated in a copper, gunmetal or gold brass finish
- 3½" basket strainer waste and concealed overflow included
- Maximiser plumbing kit included
- Insusound®
- Steel thickness 1.2mm
- Individually boxed
- Waste Tidy available in Copper, Gunmetal and Gold Brass - see page 215

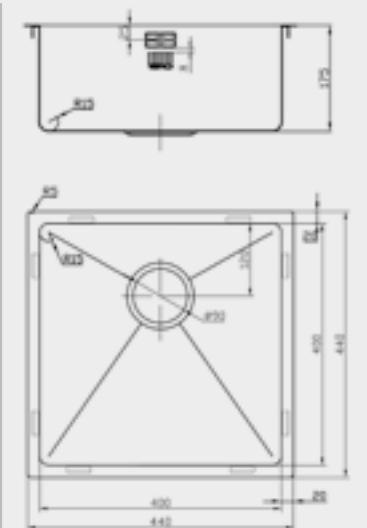
Minimum cabinet size: 450mm
For accessories see pages 214 & 215



ZENUNO15 400U - COPPER



ZENUNO15 400U - GOLD BRASS





“The latest trend, available
throughout your kitchen design”

Image shown
ZENUNO15 500U - COPPER



Image shown
ZENUNO15 700U - GOLD BRASS

SINK Model **ZENUNO15 500U - COPPER**
SINK Model **ZENUNO15 500U - GUNMETAL**
SINK Model **ZENUNO15 500U - GOLD BRASS**

1810 Code **ZU/50/U15/COP/602**
1810 Code **ZU/50/U15/GM/603**
1810 Code **ZU/50/U15/GB/607**

SINK Model **ZENUNO15 700U - COPPER**
SINK Model **ZENUNO15 700U - GUNMETAL**
SINK Model **ZENUNO15 700U - GOLD BRASS**

1810 Code **ZU/70/U15/COP/604**
1810 Code **ZU/70/U15/GM/605**
1810 Code **ZU/70/U15/GB/608**

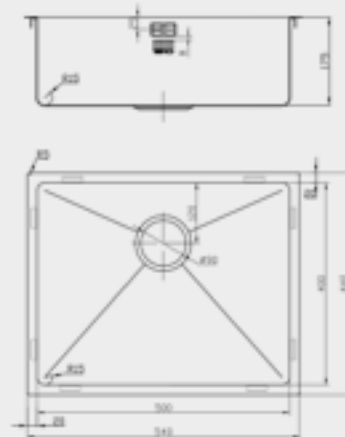
- Undermounted 15mm radius handmade bowl
- Includes clips for flush or inset installation
- PVD coated in a copper, gunmetal or gold brass finish
- 3½" basket strainer waste and concealed overflow included
- Maximiser plumbing kit included
- Insusound®
- Steel thickness 1.2mm
- Individually boxed
- Waste Tidy available in Copper, Gunmetal and Gold Brass - see page 215



ZENUNO15 500U - GUNMETAL



ZENUNO15 500U - GOLD BRASS



Minimum cabinet size: 600mm
For accessories see pages 214 & 215

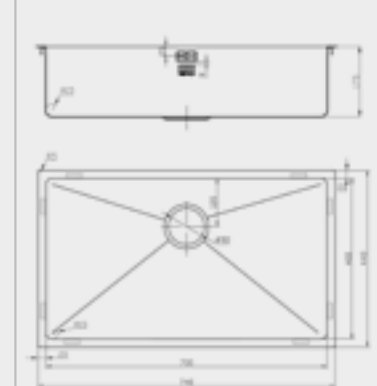
- Undermounted 15mm radius handmade bowl
- Includes clips for flush or inset installation
- PVD coated in a copper, gunmetal or gold brass finish
- 3½" basket strainer waste and concealed overflow included
- Maximiser plumbing kit included
- Insusound®
- Steel thickness 1.2mm
- Individually boxed
- Waste Tidy available in Copper, Gunmetal and Gold Brass - see page 215



ZENUNO15 700U - COPPER



ZENUNO15 700U - GUNMETAL



Minimum cabinet size: 800mm
For accessories see pages 214 & 215



Image shown
ZENDUO 310/180 I-F BBL

SINK Model **ZENDUO 310/180 I-F BBL**
SINK Model **ZENDUO 180/310 I-F BBR**

1810 Code **ZD/3118/IF/S/BBL/006**
1810 Code **ZD/1831/IF/S/BBR/005**

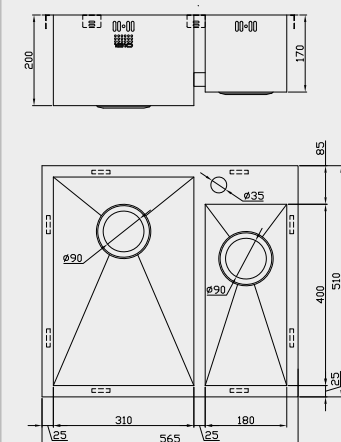
- Handmade inset bowl, can also be flushfit or undermounted
- Satin finish
- Insusound®
- 3 1/2" basket strainer waste and overflow included
- Individually boxed
- Steel thickness 1.5mm
- Maximiser plumbing kit included



ZENDUO 180/310 I-F BBR



ZENDUO 310/180 I-F BBL
Shown with waste tidy, see page 215



The Zen I-F Range

The I-F range are handmade insets with a slim 1.5mm profile for a flush look.

Minimum cabinet size: 600mm
For accessories see pages 214 & 215



“Good size deep bowl with 2 drainers,
what more can you say!”



Image shown
ZENUNO 5I-F BBL

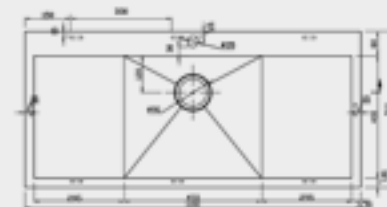
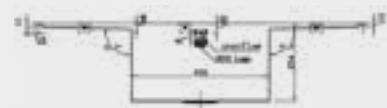
SINK Model **ZENUNO 45 I-F DEEP**

1810 Code **ZU/45/IF/D/S/045**

- Handmade inset bowl, can also be flushfit or undermounted
- Satin finish
- Insusound®
- 3½" basket strainer waste and overflow included
- Individually boxed
- Steel thickness 1.5mm
- Maximiser plumbing kit included



Shown with waste tidy, see page 215



Minimum cabinet size: 500mm
For accessories see
pages 214 & 215

SINK Model **ZENUNO 5 I-F BBL**
SINK Model **ZENUNO 5 I-F BBR**

1810 Code **ZU/5/IF/S/BBL/039**
1810 Code **ZU/5/IF/S/BBR/026**

- Handmade inset bowl, can also be flushfit or undermounted
- Satin finish
- Insusound®
- 3½" basket strainer waste and overflow included
- Individually boxed
- Steel thickness 1.5mm
- Maximiser plumbing kit included

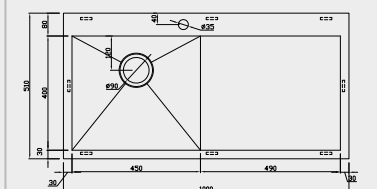
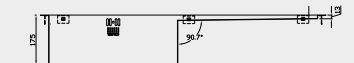


Zenuno 5 I-F BBR



Zenuno 5 I-F BBL

Shown with waste tidy, see page 215



Minimum cabinet size: 500mm
For accessories see pages 214 & 215



“Generously proportioned deep bowl and drainer, swallows up the biggest pans!”

Image shown
ZENUNO 70I-F BBL

SINK Model **ZENUNO 70 I-F DEEP BBL** 1810 Code **ZU/70/IF/D/S/BBL/040**
SINK Model **ZENUNO 70 I-F DEEP BBR** 1810 Code **ZU/70/IF/D/S/BBR/041**

- Handmade inset bowl, can also be flushfit or undermounted
- Satin finish
- Insusound®
- 3½" basket strainer waste and overflow included
- Individually boxed
- Steel thickness 1.5mm
- Maximiser plumbing kit included

Minimum cabinet size: 800mm
For accessories see pages 214 & 215

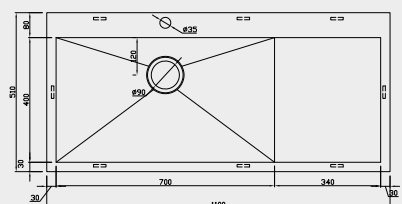
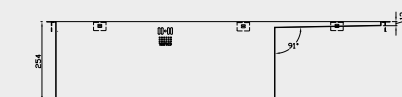


Zenuno 70 I-F BBR



Zenuno 70 I-F BBL

Shown with waste tidy, see page 215



“A traditional inset sink handmade for a contemporary look”

Image shown
ZENDUO 6I-F BBL

SINK Model **ZENDUO 6 I-F BBL** 1810 Code **ZD/6/IF/S/BBL/038**
SINK Model **ZENDUO 6 I-F BBR** 1810 Code **ZD/6/IF/S/BBR/027**

- Handmade inset bowl, can also be flushfit or undermounted
- Satin finish
- Insusound®
- 3½" basket strainer waste and overflow included
- Individually boxed
- Steel thickness 1.5mm
- Maximiser plumbing kit included

Minimum cabinet size: 600mm
For accessories see pages 214 & 215

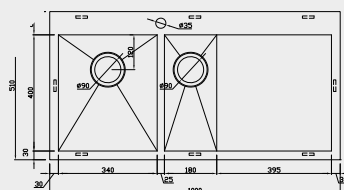
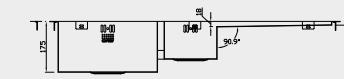


Zenduo 6 I-F BBR



Zenduo 6 I-F BBL

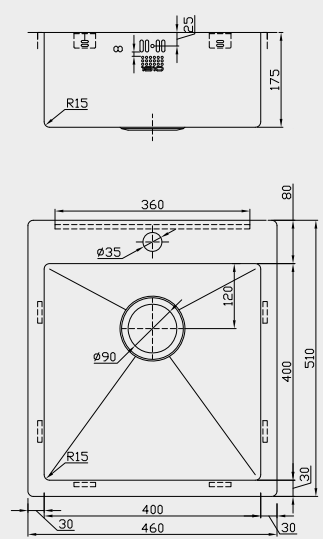
Shown with waste tidy, see page 215



SINK Model **ZENUNO15 400 I-F**1810 Code **ZU/40/IF/U15/S/089**

- Handmade 15mm radius inset bowl, can also be flushfit or undermounted
- Satin finish
- Insusound®
- 3½" basket strainer waste and overflow included
- Individually boxed
- Steel thickness 1.5mm
- Maximiser plumbing kit included

Minimum cabinet size: 450mm
For accessories see pages 214 & 215




Shown with waste tidy, see page 215

The Zen15 I-F Range

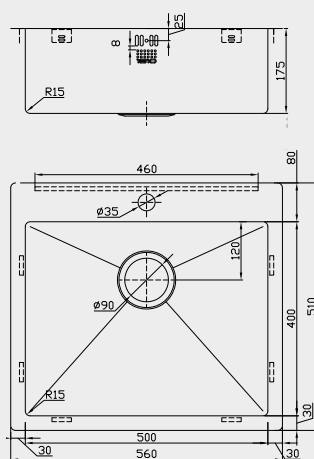
The Zen15 I-F range are handmade insets with a 15mm internal radius.

SINK Model **ZENUNO15 500 I-F**1810 Code **ZU/50/IF/U15/S/090**

- Handmade 15mm radius inset bowl, can also be flushfit or undermounted
- Satin finish
- Insusound®
- 3½" basket strainer waste and overflow included
- Individually boxed
- Steel thickness 1.5mm
- Maximiser plumbing kit included



Shown with waste tidy, see page 215



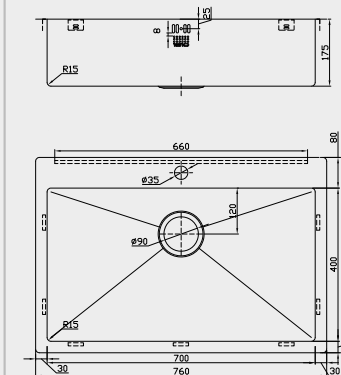
Minimum cabinet size: 600mm
For accessories see pages 214 & 215

SINK Model **ZENUNO15 700 I-F**1810 Code **ZU/70/IF/U15/S/099**

- Handmade 15mm radius inset bowl, can also be flushfit or undermounted
- Satin finish
- Insusound®
- 3½" basket strainer waste and overflow included
- Individually boxed
- Steel thickness 1.5mm
- Maximiser plumbing kit included



Shown with waste tidy, see page 215



Minimum cabinet size: 800mm
For accessories see pages 214 & 215



Image shown
ZENUNO15 5 I-F BBL



Image shown
ZENUNO15 55 I-F BBL

SINK Model **ZENUNO15 5 I-F BBL**
SINK Model **ZENUNO15 5 I-F BBR**

1810 Code **ZU/5/IF/U15/S/BBL/153**
1810 Code **ZU/5/IF/U15/S/BBR/152**

SINK Model **ZENUNO15 55 I-F BBL**
SINK Model **ZENUNO15 55 I-F BBR**

1810 Code **ZU/55/IF/U15/S/BBL/156**
1810 Code **ZU/55/IF/U15/S/BBR/157**

- Handmade 15mm radius inset bowl, can also be flushfit or undermounted
- Satin finish
- Insusound®
- 3½" basket strainer waste and overflow included
- Individually boxed
- Steel thickness 1.5mm
- Maximiser plumbing kit included

Minimum cabinet size: 500mm
For accessories see pages 214 & 215

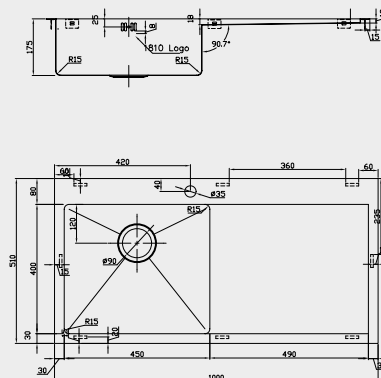


Zenuno15 5 I-F BBR



Zenuno15 5 I-F BBL

Shown with waste tidy, see page 215



- Handmade 15mm radius inset bowl, can also be flushfit or undermounted
- Satin finish
- Insusound®
- 3½" basket strainer waste and overflow included
- Individually boxed
- Steel thickness 1.5mm
- Maximiser plumbing kit included

Minimum cabinet size: 600mm
For accessories see pages 214 & 215

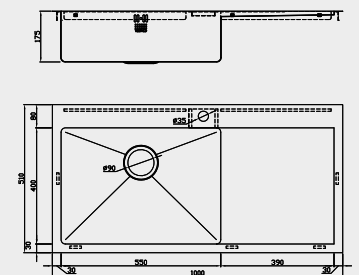


Zenuno15 55 I-F BBR



Zenuno15 55 I-F BBL

Shown with waste tidy, see page 215





“A popular 1.5 bowl inset with a 15mm internal radius”

Image shown
ZENDUO15 6 I-F BBL



Image shown
ZENDUO15 34/34 I-F BBL

SINK Model **ZENDUO15 6 I-F BBL**
SINK Model **ZENDUO15 6 I-F BBR**

1810 Code **ZD/6/IF/U15/S/BBL/155**
1810 Code **ZD/6/IF/U15/S/BBR/154**

SINK Model **ZENDUO15 34/34 I-F BBL**
SINK Model **ZENDUO15 34/34 I-F BBR**

1810 Code **ZD/3434/IF/U15/S/BBL/158**
1810 Code **ZD/3434/IF/U15/S/BBR/159**

- Handmade 15mm radius inset bowl, can also be flushfit or undermounted
- Satin finish
- Insusound®
- 3½" basket strainer waste and overflow included
- Individually boxed
- Steel thickness 1.5mm
- Maximiser plumbing kit included

Minimum cabinet size: 600mm
For accessories see pages 214 & 215

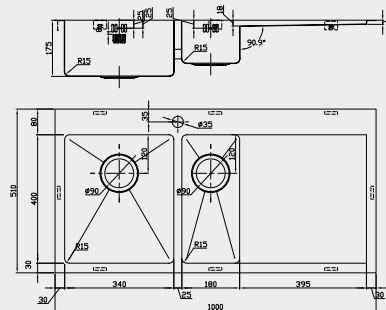


Zenduo15 6 I-F BBR



Zenduo15 6 I-F BBL

Shown with waste tidy, see page 215



- Handmade 15mm radius inset bowl, can also be flushfit or undermounted
- Satin finish
- Insusound®
- 3½" basket strainer waste and overflow included
- Individually boxed
- Steel thickness 1.5mm
- Maximiser plumbing kit included

Minimum cabinet size: 800mm
For accessories see pages 214 & 215

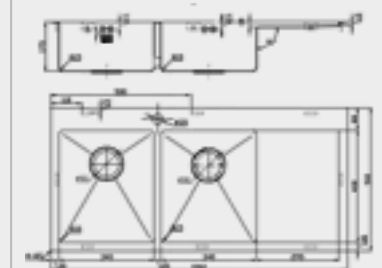


Zenduo15 34/34 I-F BBR



Zenduo15 34/34 I-F BBL

Shown with waste tidy, see page 215





The ZEN15 XXL Range

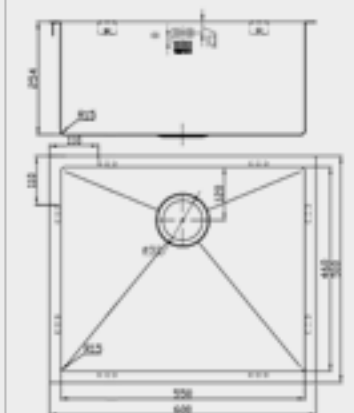
The Zen15 XXL range are extra large handmade sinks with a 15mm internal radius.

SINK Model **ZENUNO15 550U XXL DEEP**

1810 Code **ZU/55/U15/D/S/XXL/501**

- Undermounted 15mm radius handmade bowl
- Includes clips for flush or inset installation
- Satin finish
- Insusound®
- 3½" basket strainer waste and overflow included
- Individually boxed
- Steel thickness 1.2 mm
- Maximiser plumbing kit included

Minimum cabinet size: 600mm
For accessories see pages 214 & 215



Shown with waste tidy, see page 215

Check worktop size before ordering, sink does not fit in a standard 600mm worktop



Image shown
ZENDUO15 550/340U XXL DEEP BBL

SINK Model **ZENUNO15 750U XXL DEEP**

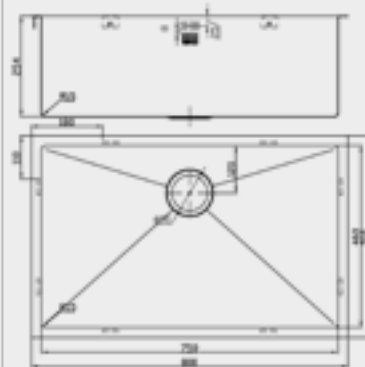
1810 Code **ZU/75/U15/D/S/XXL/502**

- Undermounted 15mm radius handmade bowl
- Includes clips for flush or inset installation
- Satin finish
- Insusound®
- 3½" basket strainer waste and overflow included
- Individually boxed
- Steel thickness 1.2 mm
- Maximiser plumbing kit included

Minimum cabinet size: 900mm
For accessories see pages 214 & 215



Shown with waste tidy, see page 215



Check worktop size before ordering, sink does not fit in a standard 600mm worktop

SINK Model **ZENDUO15 550/340U XXL DEEP BBL**

1810 Code **ZD/5534/U15/D/S/XXL/503**

SINK Model **ZENDUO15 340/550U XXL DEEP BBR**

1810 Code **ZD/3455/U15/D/S/XXL/504**

- Undermounted 15mm radius handmade bowl
- Includes clips for flush or inset installation
- Satin finish
- Insusound®
- 3½" basket strainer waste and overflow included
- Individually boxed
- Steel thickness 1.2 mm
- Maximiser plumbing kit included

Minimum cabinet size: 1000mm
For accessories see pages 214 & 215

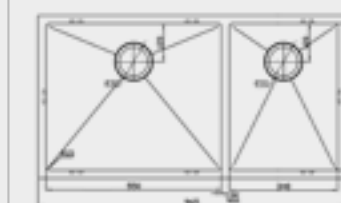


Zenduo15 340/550U XXL DEEP BBR



Zenduo15 550/340U XXL DEEP BBL

Shown with waste tidy, see page 215



Check worktop size before ordering, sink does not fit in a standard 600mm worktop



The ZEN15 Belfast Range

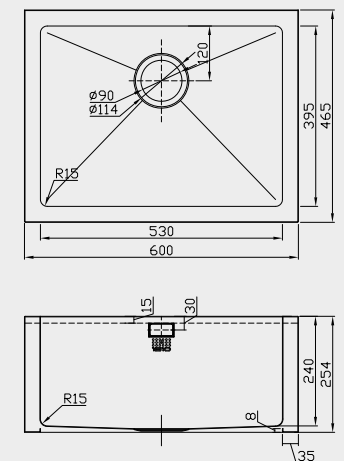
A contemporary option to a traditional Belfast sink which looks perfect in both traditional and modern kitchen designs.



SINK Model **ZENUNO15 600U BELFAST**

1810 Code **ZU/600/15/BEL/S/860**

- Handmade
- Satin finish
- 3 1/2" basket strainer waste and overflow included
- Individually boxed
- Steel thickness 1.2 mm
- Maximiser plumbing kit included



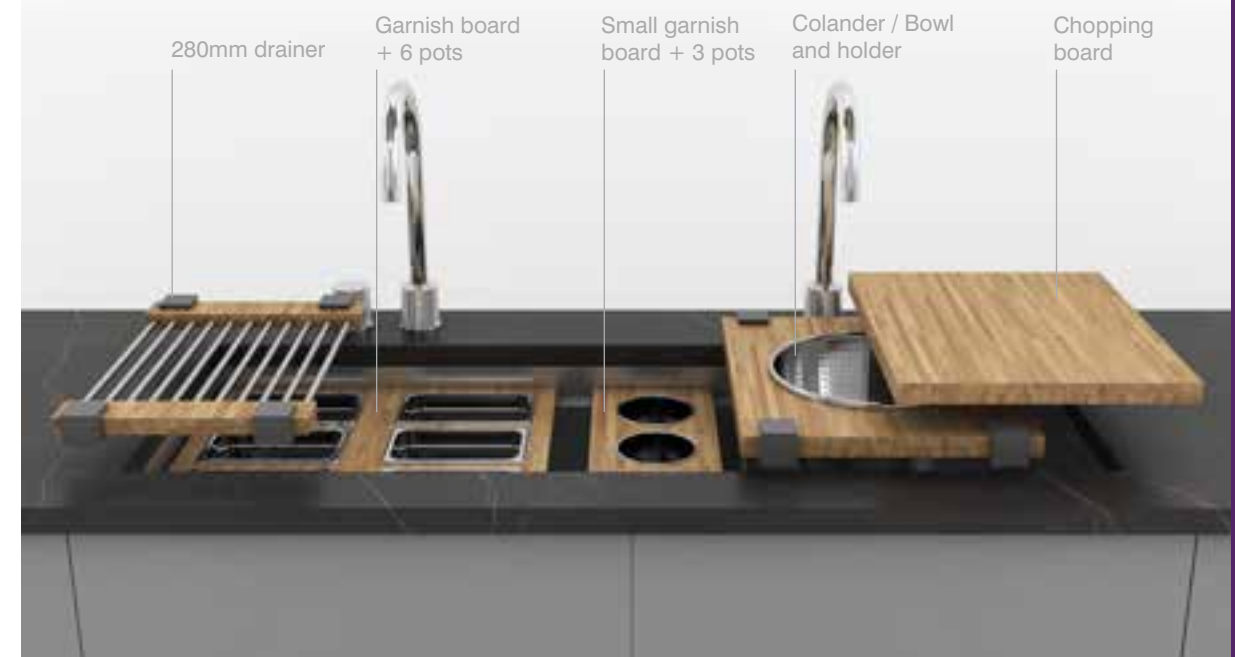


The ZEN10 Options Range

A range of contemporary undermount sinks with a choice of versatile accessories to turn your sink into a multi-purpose workstation.

Because the kitchen
is the heart of the home

- Prepare
- Cook
- Serve
- Entertain
- Clean





Please follow installation instructions provided to ensure compatibility of accessories



Please follow installation instructions provided to ensure compatibility of accessories

SINK Model ZENUNO10 400 OPTIONS

1810 Code ZUO/40/U10/S/180

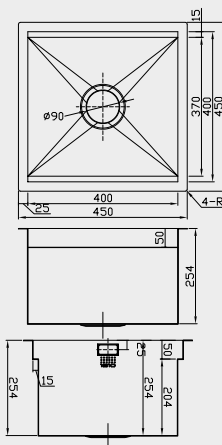
- 10mm radius handmade undermount bowl
- Can also be flush mount and inset
- Satin finish
- 3½" Basket strainer waste and concealed overflow included
- Maximiser plumbing kit included
- Individually boxed
- Steel thickness 1.2mm
- Additional accessories can be purchased separately. See pages 93 - 94

We recommend leaving a reveal of 420mm to ensure maximum stability of the accessory. If the sink is installed without a reveal the accessory will sit on the worksurface.

Minimum cabinet size: 500mm
Includes 1 x Band B accessory



Shown with waste tidy, see page 215



Spacers are provided to enable all accessories to be used on both upper and lower tier.

SINK Model ZENUNO10 800 OPTIONS

1810 Code ZUO/80/U10/S/181

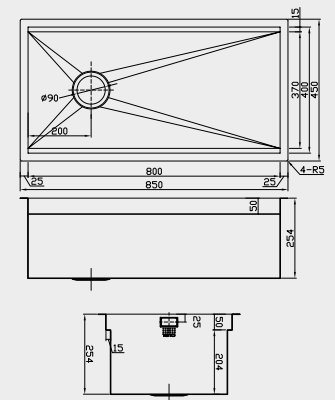
- 10mm radius handmade undermount bowl
- Can also be flush mount and inset
- Satin finish
- 3½" Basket strainer waste and concealed overflow included
- Maximiser plumbing kit included
- Individually boxed
- Steel thickness 1.2mm
- Additional accessories can be purchased separately. See pages 93 - 94

We recommend leaving a reveal of 420mm to ensure maximum stability of the accessory. If the sink is installed without a reveal the accessory will sit on the worksurface.

Minimum cabinet size: 900mm
Includes 1 x Band B accessory



Shown with waste tidy, see page 215



Spacers are provided to enable all accessories to be used on both upper and lower tier.



Please follow installation instructions provided to ensure compatibility of accessories



Please follow installation instructions provided to ensure compatibility of accessories

SINK Model ZENDUO10 1100 OPTIONS

1810 Code ZDO/1100/U10/S/REV/182

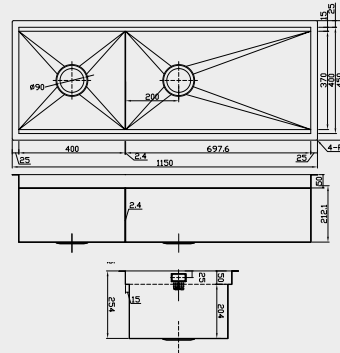
- 10mm radius handmade undermount bowl
- Can also be flush mount and inset
- Satin finish
- 3½" Basket strainer waste and concealed overflow included
- Maximiser plumbing kit included
- Individually boxed
- Steel thickness 1.2mm
- Additional accessories can be purchased separately. See pages 93 - 94

We recommend leaving a reveal of 420mm to ensure maximum stability of the accessory. If the sink is installed without a reveal the accessory will sit on the worksurface.

Minimum cabinet size: 1200mm
Includes 1 x Band A and 1 x Band B accessory



Shown with waste tidy, see page 215



Spacers are provided to enable all accessories to be used on both upper and lower tier.

SINK Model ZENUNO10 700 OPTIONS

1810 Code ZUO/700/U10/S/REV/183

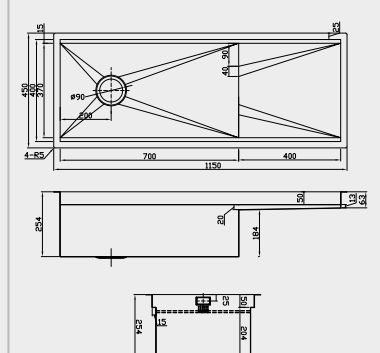
- 10mm radius handmade undermount bowl
- Can also be flush mount and inset
- Satin finish
- 3½" Basket strainer waste and concealed overflow included
- Maximiser plumbing kit included
- Individually boxed
- Steel thickness 1.2mm
- Additional accessories can be purchased separately. See pages 93 - 94

We recommend leaving a reveal of 420mm to ensure maximum stability of the accessory. If the sink is installed without a reveal the accessory will sit on the worksurface.

Minimum cabinet size: 800mm
Includes 1 x Band A and 1 x Band B accessory



Shown with waste tidy, see page 215



Spacers are provided to enable all accessories to be used on both upper and lower tier.



SINK Model ZEN10 OPTIONS ACCESSORIES – BAND A

Band A -

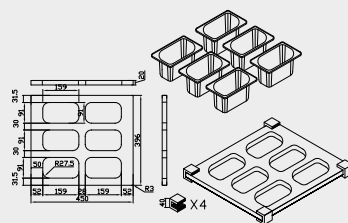
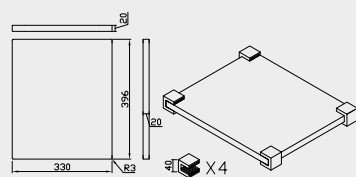
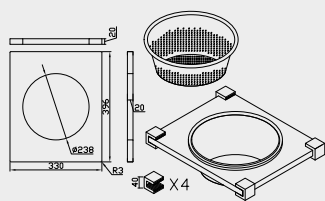
Colander holder including
colander and bowl
AC-ZENOPT-COL

Chopping board
AC-ZENOPT-CB

Large garnish board
including 6 pots
AC-ZENOPT-GB-LG

The natural bamboo accessories have
been treated with wood wax and are
therefore suitable for kitchen use.

Spacers are provided to enable
all accessories to be used on
both upper and lower tier.



SINK Model ZEN10 OPTIONS ACCESSORIES – BAND B

Band B -

Medium garnish board
including 3 pots
AC-ZENOPT-GB-MD

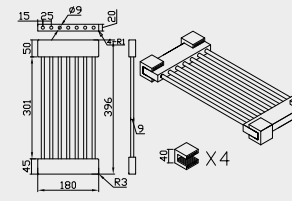
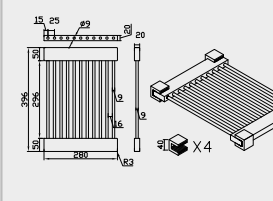
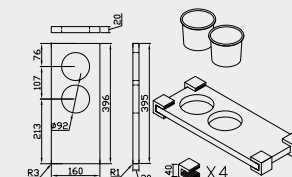
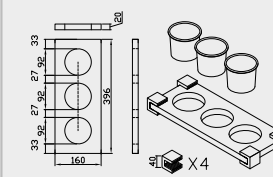
Small garnish board including 2 pots
AC-ZENOPT-GB-SM

Drainer with bars 280mm
AC-ZENOPT-DR-LG

Drainer with bars 180mm
AC-ZENOPT-DR-SM

The natural bamboo accessories have
been treated with wood wax and are
therefore suitable for kitchen use.

Spacers are provided to enable
all accessories to be used on
both upper and lower tier.





FIN/01/CH/HANDLE
FIN/02/BS/HANDLE
FIN/04/COP/HANDLE
FIN/05/GM/HANDLE
FIN/06/GB/HANDLE
FIN/07/MB/HANDLE
FIN/08/BGB/HANDLE

Tap suitable for accessible kitchens available – see page 172



The Accessible Range

A sink and tap combination suitable for use in accessible kitchens.

SINK Model **ZENUNO15 34 I-F ACCESSIBLE BBL/BBR**

1810 Code **ZU/34/IF/U15/S/BBL/160**

1810 Code **ZU/34/IF/U15/S/BBR/161**

- Inset bowl which can be flushfit or undermounted
- Shallower bowl to allow access
- Additional insulation on bottom of bowl to prevent heat transfer
- 3 1/2" Basket strainer waste and concealed overflow included
- Maximiser plumbing kit included
- Individually boxed
- Steel thickness 1.2mm
- Alternative sink and drainer sizes and bowl depth are available through our Bespoke service

Minimum cabinet size: 450mm
For accessories see pages 214 & 215



Zenuno15 34 I-F Accessible BBR

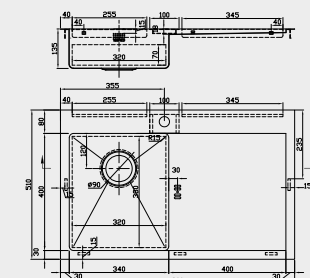


Zenuno15 34 I-F Accessible BBL

Shown with waste tidy, see page 215



Accessible handle available in all colour options
FIN/01/CH/HANDLE, FIN/02/BS/HANDLE,
FIN/04/COP/HANDLE, FIN/05/GM/HANDLE,
FIN/06/GB/HANDLE, FIN/07/MB/HANDLE,
FIN/08/BGB/HANDLE,





The Accessory Trough Range

A versatile 1810 trough is the perfect addition to any new kitchen whether you are a regular party host or require the individuality of the accessories available.



Image shown
ACCESSORY TROUGH 900 - COPPER

Accessories available in stainless steel, copper, gunmetal and gold brass

TROUGH Model ACCESSORY TROUGH 900

1810 Code AC-CHAN/900/S/201 1810 Code AC-CHAN/900/GM/205
1810 Code AC-CHAN/900/COP/203 1810 Code AC-CHAN/900/GB/207

- Handmade undermount trough
- Can also be flushfit or inset
- Steel thickness 1.2mm
- Can be plumbed in (waste kit included)
- Accommodates 3 x accessories
- L 940mm W 200mm H 200mm

For accessories see page 100

Stainless Steel

Copper

Gunmetal

Gold Brass

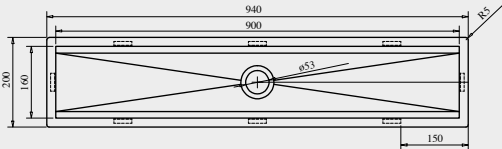
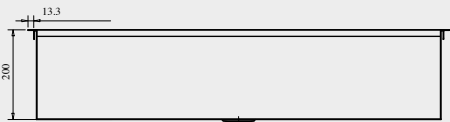




Image shown
ACCESSORY TROUGH 1200 - GUNMETAL

Accessories available in stainless steel,
copper, gunmetal and gold brass



AC-CHAN-PACK 1 - STAINLESS STEEL
Glass Drainer
Colander
Dish Rack

AC-CHAN-PACK2 - STAINLESS STEEL
Chopping Board Holder
Chopping Boards X 3

AC-CHAN-PACK3
Knife Block
(Knives not included)

TROUGH Model ACCESSORY TROUGH 1200

1810 Code **AC-CHAN/1200/S/202**
1810 Code **AC-CHAN/1200/COP/204**


1810 Code **AC-CHAN/1200/GM/206**
1810 Code **AC-CHAN/1200/GB/208**

- Handmade undermount trough
- Can also be flushfit or inset
- Steel thickness 1.2mm
- Can be plumbed in (waste kit included)
- Accommodates 4 x accessories
- L 1240 mm W200mm H 200mm

Stainless Steel



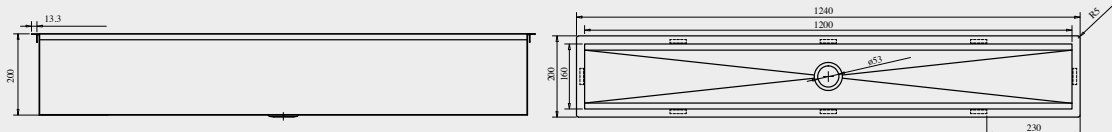
Copper



Gunmetal



Gold Brass



ACCESSORIES

1810 Code **AC-CHAN-PACK 1 / 2 / 3**


AC-CHAN-PACK 1 - COPPER

Glass Drainer
Colander
Dish Rack




AC-CHAN-PACK 1 - GUNMETAL

Glass Drainer
Colander
Dish Rack



AC-CHAN-PACK 1 - GOLD BRASS

Glass Drainer
Colander
Dish Rack



- Manufactured from 1.2mm thick stainless steel

AC-CHAN-PACK 2-COPPER

Chopping Board Holder
Sapele Chopping Boards x 3



AC-CHAN-PACK 2-GUNMETAL

Chopping Board Holder
Sapele Chopping Boards x 3



AC-CHAN-PACK 2-GOLD BRASS

Chopping Board Holder
Sapele Chopping Boards x 3



- Board holder manufactured from 1.2mm thick stainless steel
- Sapele wood chopping boards

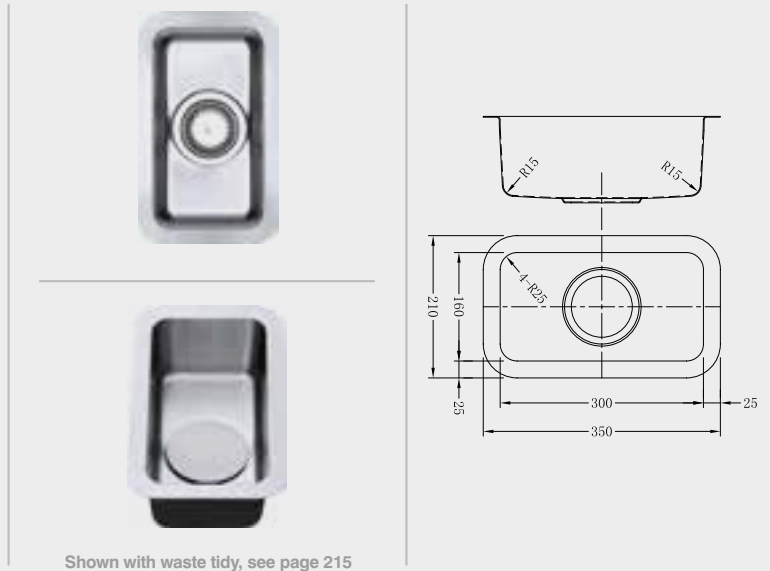


SINK Model **LUXSOPLUSUNO25 160U**

1810 Code **LPU/16/U25/S/350**

- Undermount bowl
- Satin finish
- Insusound®
- 3½" basket strainer waste included
- Maximiser plumbing kit included
- Individually boxed
- Steel thickness 1.2mm
- Cut out template

Minimum cabinet size: 300mm
For accessories see pages 214 & 215



The Luxsoplus Range

The Luxsoplus Range is a contemporary design with 25mm radius corners.

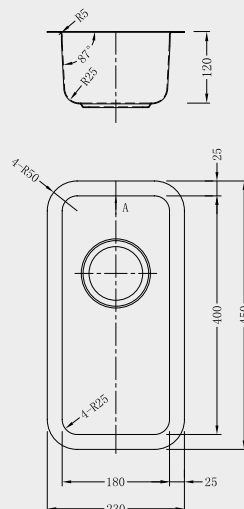
SINK Model **LUXSOPLUSUNO25 180U**1810 Code **LPU/18/U25/S/351**

- Undermount bowl
- Satin finish
- Insusound®
- 3½" basket strainer waste included
- Maximiser plumbing kit included
- Individually boxed
- Steel thickness 1.2mm
- Cut out template

Minimum cabinet size: 300mm
For accessories see
pages 214 & 215



Shown with waste tidy, see page 215

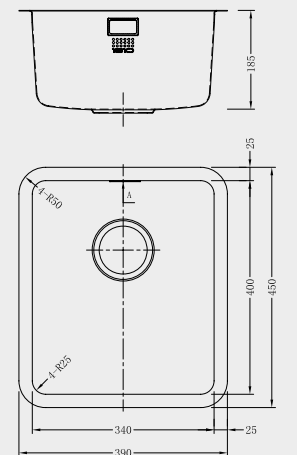
SINK Model **LUXSOPLUSUNO25 340U**1810 Code **LPU/34/U25/S/352**

- Undermount bowl
- Satin finish
- Insusound®
- 3½" basket strainer waste and concealed overflow included
- Maximiser plumbing kit included
- Individually boxed
- Steel thickness 1.2mm
- Cut out template

Minimum cabinet size: 400mm
For accessories see pages 214 & 215



Shown with waste tidy, see page 215



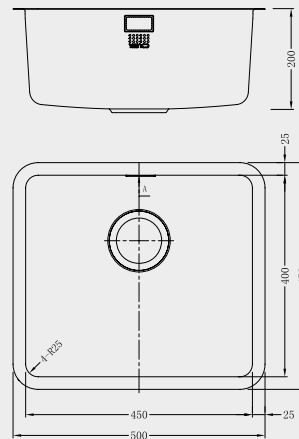
SINK Model **LUXSOPLUSUNO25 450U**1810 Code **LPU/45/U25/S/353**

- Undermount bowl
- Satin finish
- Insusound®
- 3 1/2" basket strainer waste and concealed overflow included
- Maximiser plumbing kit included
- Individually boxed
- Steel thickness 1.2mm
- Cut out template

Minimum cabinet size: 500mm
For accessories see pages 214 & 215



Shown with waste tidy, see page 215

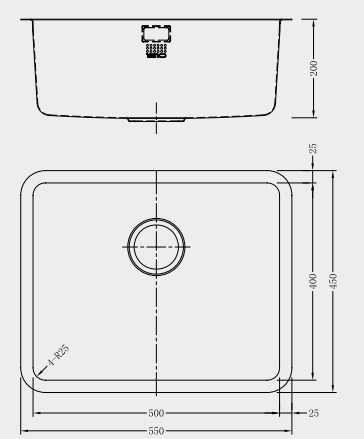
SINK Model **LUXSOPLUSUNO25 500U**1810 Code **LPU/50/U25/S/354**

- Undermount bowl
- Satin finish
- Insusound®
- 3 1/2" basket strainer waste and concealed overflow included
- Maximiser plumbing kit included
- Individually boxed
- Steel thickness 1.2mm
- Cut out template

Minimum cabinet size: 600mm
For accessories see pages 214 & 215



Shown with waste tidy, see page 215





“A cost effective alternative to a zen”

Image shown
LUXSOPLUSDUO25 340/160 BBL

SINK Model **LUXSOPLUSUNO25 700U**

1810 Code **LPU/70/U25/S/355**

SINK Model **LUXSOPLUSDUO25 340/160U BBL**

SINK Model **LUXSOPLUSDUO25 160/340U BBR**

1810 Code **LPD/3416/U25/S/BBL/357**

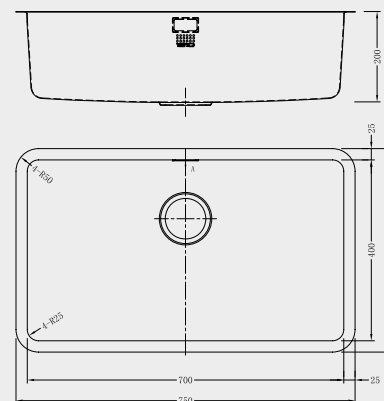
1810 Code **LPD/1634/U25/S/BBR/356**

- Undermount bowl
- Satin finish
- Insusound®
- 3½" basket strainer waste and concealed overflow included
- Maximiser plumbing kit included
- Individually boxed
- Steel thickness 1.2mm
- Cut out template

Minimum cabinet size: 800mm
For accessories see
pages 214 & 215



Shown with waste tidy, see page 215



- Undermount bowl
- Satin finish
- Insusound®
- 3½" basket strainer waste and concealed overflow included
- Maximiser plumbing kit included
- Individually boxed
- Steel thickness 1.2mm
- Cut out template

Minimum cabinet size: 600mm
For accessories see pages 214 & 215



LUXSOPLUSDUO25 160/340 BBR



LUXSOPLUSDUO25 340/160 BBL

Shown with waste tidy, see page 215

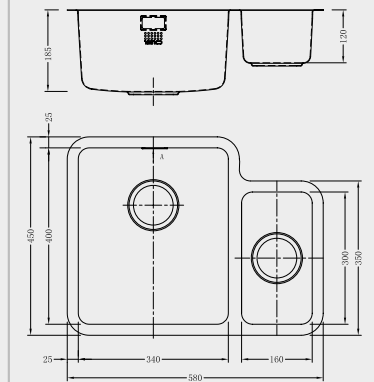




Image shown
LUXSOPLUSDUO25 340/180U BBL



Image shown
LUXSOPLUSDUO25 500/180U BBL

SINK Model **LUXSOPLUSDUO25 340/180U BBL**
SINK Model **LUXSOPLUSDUO25 180/340U BBR**

1810 Code **LPD/3418/U25/S/BBL/359**
1810 Code **LPD/1834/U25/S/BBR/358**

SINK Model **LUXSOPLUSDUO25 500/180U BBL**
SINK Model **LUXSOPLUSDUO25 180/500U BBR**

1810 Code **LPD/5018/U25/S/BBL/361**
1810 Code **LPD/1850/U25/S/BBR/360**

- Undermount bowl
- Satin finish
- Insusound®
- 3½" basket strainer waste and concealed overflow included
- Maximiser plumbing kit included
- Individually boxed
- Steel thickness 1.2mm
- Cut out template

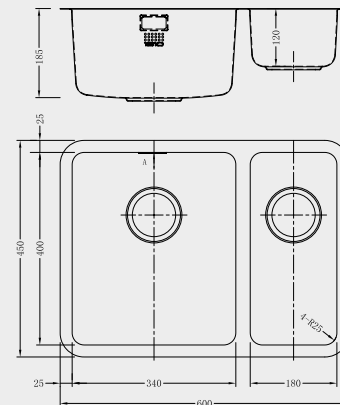


LUXSOPLUSDUO25 180/340U BBR



LUXSOPLUSDUO25 340/180U BBL

Shown with waste tidy, see page 215



- Undermount bowl
- Satin finish
- Insusound®
- 3½" basket strainer waste and concealed overflow included
- Maximiser plumbing kit included
- Individually boxed
- Steel thickness 1.2mm
- Cut out template

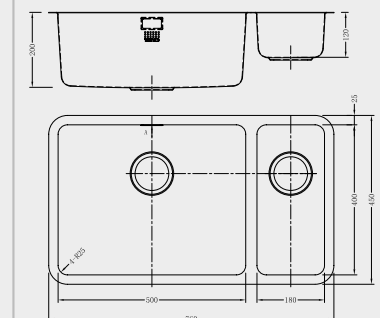


LUXSOPLUSDUO25 180/500U BBR



LUXSOPLUSDUO25 500/180U BBL

Shown with waste tidy, see page 215



Minimum cabinet size: 600mm
For accessories see
pages 214 & 215

Minimum cabinet size: 800mm
For accessories see pages 214 & 215

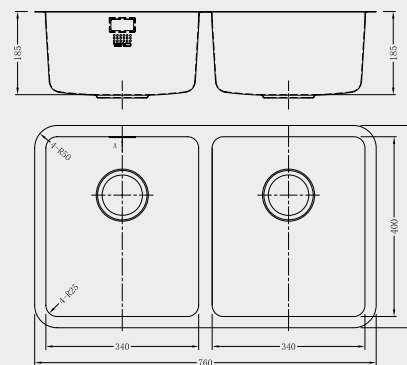
SINK Model **LUXSOPLUSDUO25 340/340U**1810 Code **LPD/3434/U25/S/362**SINK Model **LUXSOPLUSDUO25 450/450U**1810 Code **LPD/4545/U25/S/363**

- Undermount bowl
- Satin finish
- Insusound®
- 3½" basket strainer waste and concealed overflow included
- Maximiser plumbing kit included
- Individually boxed
- Steel thickness 1.2mm
- Cut out template

Minimum cabinet size: 800mm
For accessories see
pages 214 & 215



Shown with waste tidy, see page 215

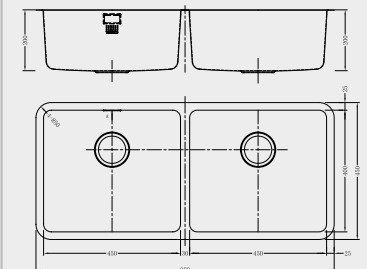


- Undermount bowl
- Satin finish
- Insusound®
- 3½" basket strainer waste and concealed overflow included
- Maximiser plumbing kit included
- Individually boxed
- Steel thickness 1.2mm
- Cut out template

Minimum cabinet size: 1000mm
For accessories see pages 214 & 215



Shown with waste tidy, see page 215





The Etro Range

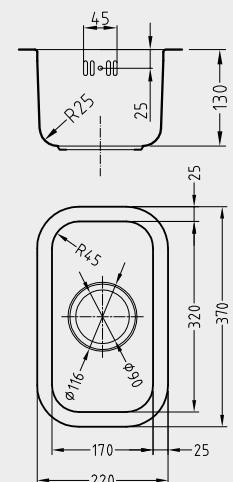
The Etro Range has a curved classic design.

SINK Model **ETROUNO 170U**

1810 Code **EU/17/U/MS/034**

- Undermount bowl
- Satin finish
- Insusound®
- 3½" basket strainer waste and overflow included
- Individually boxed
- Steel thickness 1.2mm
- Maximiser plumbing kit included

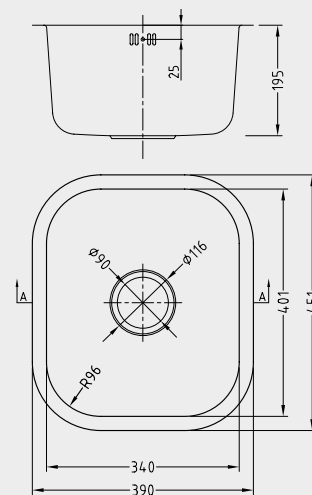
Minimum cabinet size: 300mm
For accessories see pages 214 & 215



Shown with waste tidy, see page 215

SINK Model **ETROUNO 340U**1810 Code **EU/34/U/MS/035**

- Undermount bowl
- Satin finish
- Insusound®
- 3 1/2" basket strainer waste and overflow included
- Individually boxed
- Steel thickness 1.2mm
- Maximiser plumbing kit included

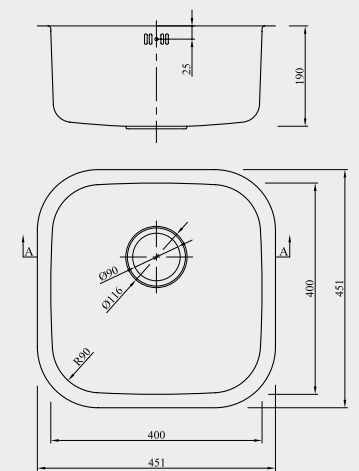


Shown with waste tidy, see page 215

Minimum cabinet size: 400mm
For accessories see
pages 214 & 215

SINK Model **ETROUNO 400U**1810 Code **EU/40/U/MS/036**

- Undermount bowl
- Satin finish
- Insusound®
- 3 1/2" basket strainer waste and overflow included
- Individually boxed
- Steel thickness 1.2mm
- Maximiser plumbing kit included



Shown with waste tidy, see page 215

Minimum cabinet size: 450mm
For accessories see pages 214 & 215



“The biggest seller,
classic design”

Image shown
ETRODUO 589/450 BBL

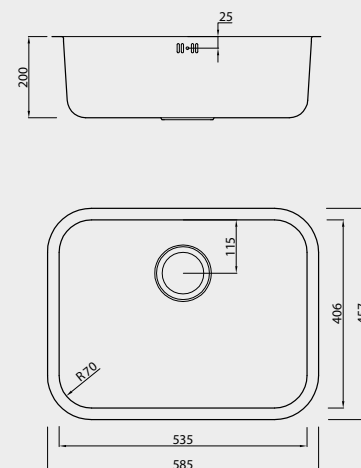
SINK Model ETROUNO 550U

1810 Code EU/55/U/MS/037

- Undermount bowl
- Satin finish
- Insusound®
- 3½" basket strainer waste and overflow included
- Individually boxed
- Steel thickness 1.2mm
- Maximiser plumbing kit included



Shown with waste tidy, see page 215



Minimum cabinet size: 600mm
For accessories see
pages 214 & 215

SINK Model ETRODUO 589/450U options — REV / BBL / BBR

1810 Code ED/5845/U/MS/
REV/031 / BBL/032 / BBR/033

- Undermount bowl
- Satin finish
- Insusound®
- 3½" basket strainer waste and overflow included
- Individually boxed
- Steel thickness 1.2mm
- Maximiser plumbing kit included



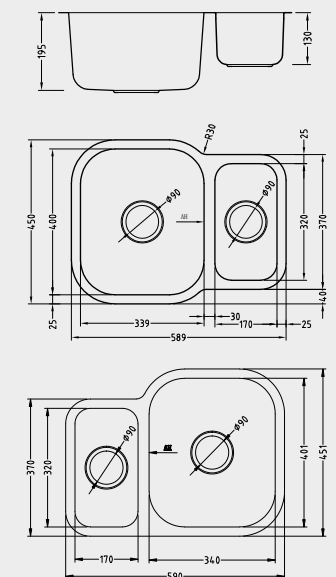
Etrodo 589/450U REV



Etrodo 589/450U BBR

Shown with waste tidy, see page 215

Minimum cabinet size: 600mm
For accessories see pages 214 & 215





“The 589’s big brother.
If you have an 800mm sink base or bigger, go for it!”

Image shown
ETRODUO 781/450U BBL



Image shown
ETRODUO 535/191U BBL

SINK MODEL **ETRODUO 781/450U BBL**
SINK MODEL **ETRODUO 450/781U BBR**

1810 Code **ED/7845/U/MS/BBB/100**
1810 Code **ED/4578/U/MS/BBB/101**

- Undermount bowl
- Satin finish
- Insusound®
- 3½" basket strainer waste and overflow included
- Individually boxed
- Steel thickness 1.2mm
- Maximiser plumbing kit included

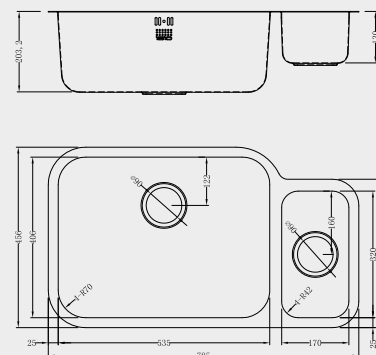


Etrodo 450/781U BBR



Etrodo 781/450U BBL

Shown with waste tidy, see page 215



Minimum cabinet size: 800mm
For accessories see
pages 214 & 215

SINK MODEL **ETRODUO 535/191U BBL**
SINK MODEL **ETRODUO 191/535U BBR**

1810 Code **ED/5319/U/MS/BBB/103**
1810 Code **ED/1953/U/MS/BBB/104**

- Undermount bowl
- Satin finish
- Insusound®
- 3½" basket strainer waste and overflow included
- Individually boxed
- Steel thickness 1.2mm
- Maximiser plumbing kit included

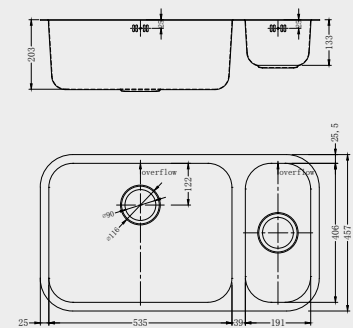


Etrodo 191/535U BBR



Etrodo 535/191U BBL

Shown with waste tidy, see page 215



Minimum cabinet size: 900mm
For accessories see pages 214 & 215



“A versatile double bowl that fits into an 800mm unit”



“3 bowls, a practical sink when you don't always want to use your dishwasher!”

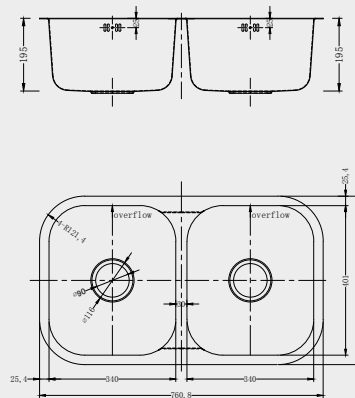
SINK Model **ETRODUO 340/340U**

1810 Code **ED/3434/U/MS/105**

- Undermount bowl
- Satin finish
- Insusound®
- 3 1/2" basket strainer waste and overflow included
- Individually boxed
- Steel thickness 1.2mm
- Maximiser plumbing kit included



Shown with waste tidy, see page 215



Minimum cabinet size: 800mm
For accessories see pages 214 & 215

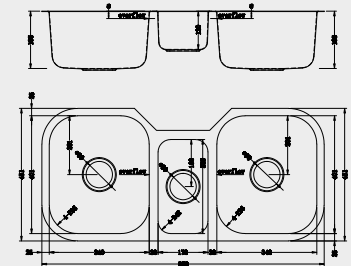
SINK Model **ETROTrio 960/450U**

1810 Code **ET/9645/U/MS/102**

- Undermount bowl
- Satin finish
- Insusound®
- 3 1/2" basket strainer waste and overflow included
- Individually boxed
- Steel thickness 1.2mm
- Maximiser plumbing kit included



Shown with waste tidy, see page 215



Minimum cabinet size: 1000mm
For accessories see pages 214 & 215




Image shown
RAZORUNO10 5 I-F BBL

SINK Model **RAZORUNO10 5 I-F BBL**
SINK Model **RAZORUNO10 5 I-F BBR**


1810 Code **RU/5/IF/U10/S/BBL/250**
1810 Code **RU/5/IF/U10/S/BBR/251**

- Handmade inset bowl
- Razor edge profile
- Satin finish
- Insusound
- 3 1/2" Basker strainer waste and concealed overflow included
- Maximiser plumbing kit included
- Individually boxed
- Top deck - 3.5mm tapered edges
- No tap brace required when using high neck taps
- Bowl - 1.2mm thick stainless steel

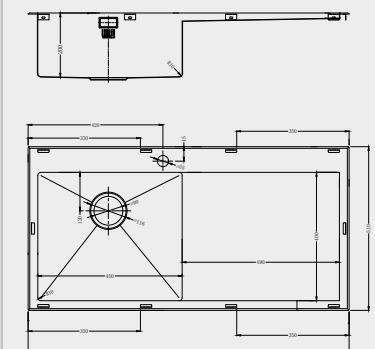
Minimum cabinet size: 500mm
For accessories see pages 214 & 215



Razoruno10 5 I-F BBL



Razoruno10 5 I-F BBR



Shown with waste tidy, see page 215

The RAZOR10 Range

A range of inset sinks featuring a 10mm radius and contemporary 'Razor' edge profile



Image shown
RAZORUNO10 55 I-F BBL





Image shown
RAZORDUO10 6I-F BBL



SINK Model **RAZORUNO10 55 I-F BBL**
SINK Model **RAZORUNO10 55 I-F BBR**


1810 Code **RU/55/IF/U10/S/BBL/252**
1810 Code **RU/55/IF/U10/S/BBR/253**

SINK Model **RAZORDUO10 6 I-F BBL**
SINK Model **RAZORDUO10 6 I-F BBR**


1810 Code **RD/6/IF/U10/S/BBL/254**
1810 Code **RD/6/IF/U10/S/BBR/255**

- Handmade inset bowl
- Razor edge profile
- Satin finish
- Insusound
- 3½" Basker strainer waste and concealed overflow included
- Maximiser plumbing kit included
- Individually boxed
- Top deck - 3.5mm tapered edges
- No tap brace required when using high neck taps
- Bowl - 1.2mm thick stainless steel

Minimum cabinet size: 600mm
For accessories see pages 214 & 215

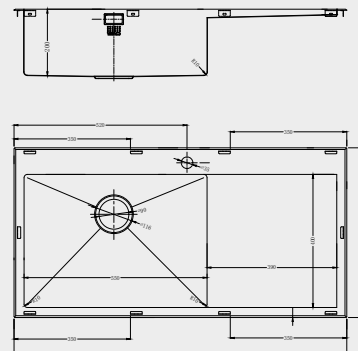


Razoruno10 55 I-F BBL



Razoruno10 55 I-F BBR

Shown with waste tidy, see page 215



- Handmade inset bowl
- Razor edge profile
- Satin finish
- Insusound
- 3½" Basker strainer waste and concealed overflow included
- Maximiser plumbing kit included
- Individually boxed
- Top deck - 3.5mm tapered edges
- No tap brace required when using high neck taps
- Bowl - 1.2mm thick stainless steel

Minimum cabinet size: 600mm
For accessories see pages 214 & 215



Razorduo10 6 I-F BBL



Razorduo10 6 I-F BBR

Shown with waste tidy, see page 215

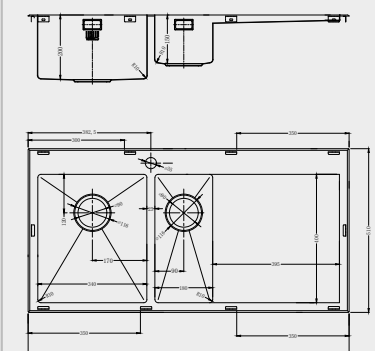




Image shown
FORZAUNO 800i BBL

SINK MODEL **FORZAUNO 800i BBL**
SINK MODEL **FORZAUNO 800i BBR**

1810 Code **FU/80/I/S/BBL/401**
1810 Code **FU/80/I/S/BBR/402**

- Handmade bowl welded to a pressed top frame
- Inset installation
- Insusound®
- Satin finish
- Steel thickness 1.2mm
- 3 1/2" basket strainer waste and concealed overflow included
- Maximiser plumbing kit included
- Individually boxed
- Template included

Minimum cabinet size: 500mm
For accessories see
pages 214 & 215

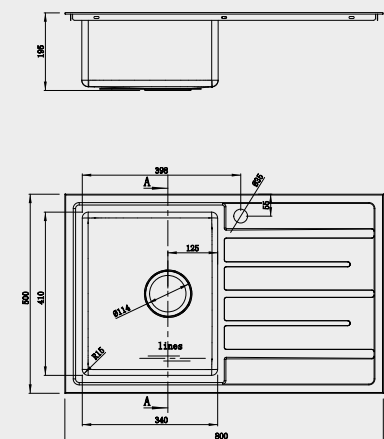


Forzauno 800i BBL



Forzauno 800i BBR

Shown with waste tidy, see page 215



The Forza Range

The handmade Forza range feature a 15mm internal radius and benefit from 1.2mm thick steel providing strength and durability.



“An extremely large bowl compatible with a standard size base unit”

Image shown
FORZAUNO 100i LARGE BBL



“Handmade bowls at an affordable price”

Image shown
FORZADUO 150i BBL

SINK MODEL **FORZAUNO 100i LARGE BBL**
SINK MODEL **FORZAUNO 100i LARGE BBR**

1810 Code **FU/100/I/S/BBL/LGE/403**
1810 Code **FU/100/I/S/BBR/LGE/404**

- Handmade bowl welded to a pressed top frame
- Inset installation
- Insusound®
- Satin finish
- Steel thickness 1.2mm
- 3½" basket strainer waste and concealed overflow included
- Maximiser plumbing kit included
- Individually boxed
- Template included

Minimum cabinet size: 600mm
For accessories see pages 214 & 215

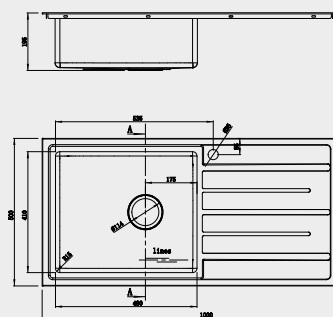


Forzauno 100i Large BBL



Forzauno 100i Large BBR

Shown with waste tidy, see page 215



SINK MODEL **FORZADUO 150i BBL**
SINK MODEL **FORZADUO 150i BBR**

1810 Code **FD/150/I/S/BBL/405**
1810 Code **FD/150/I/S/BBR/406**

- Handmade bowl welded to a pressed top frame
- Inset installation
- Insusound®
- Satin finish
- Steel thickness 1.2mm
- 3½" basket strainer waste and concealed overflow included
- Maximiser plumbing kit included
- Individually boxed
- Template included

Minimum cabinet size: 600mm
For accessories see pages 214 & 215



Forzaduo 150i BBL



Forzaduo 150i BBR

Shown with waste tidy, see page 215

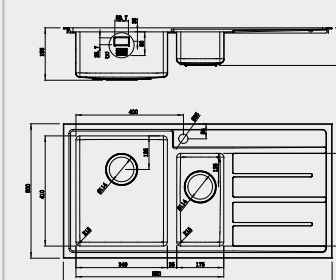




Image shown
BORDOUNO 800i BBL

SINK Model **BORDOUNO 800i BBL**
SINK Model **BORDOUNO 800i BBR**

1810 Code **BU/80/I/S/BBL/420**
1810 Code **BU/80/I/S/BBR/421**

- Pressed bowl welded to a top frame
- Inset installation
- Insusound®
- Satin finish
- Steel thickness 1mm
- 3½" basket strainer waste and concealed overflow included
- Maximiser plumbing kit included
- Individually boxed
- Template included

Minimum cabinet size: 500mm
For accessories see pages 214 & 215

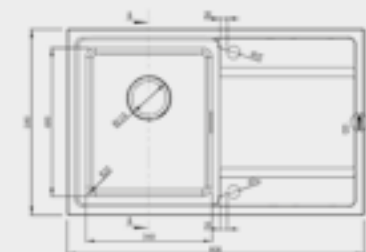


Bordouno 800i BBL



Bordouno 800i BBR

Shown with waste tidy, see page 215



The **Bordo** Range
A range of inset sinks featuring
the latest in contemporary design.



Image shown
BORDOUNO 100i LARGE BBL



Image shown
BORDODUO 150i BBL

SINK Model **BORDOUNO 100i LARGE BBL**
SINK Model **BORDOUNO 100i LARGE BBR**

1810 Code **BU/100/I/S/BBL/LGE/422**
1810 Code **BU/100/I/S/BBR/LGE/423**

- Pressed bowl welded to a top frame
- Inset installation
- Insusound®
- Satin finish
- Steel thickness 1mm
- 3½" basket strainer waste and concealed overflow included
- Maximiser plumbing kit included
- Individually boxed
- Template included

Minimum cabinet size: 800mm
For accessories see pages 214 & 215

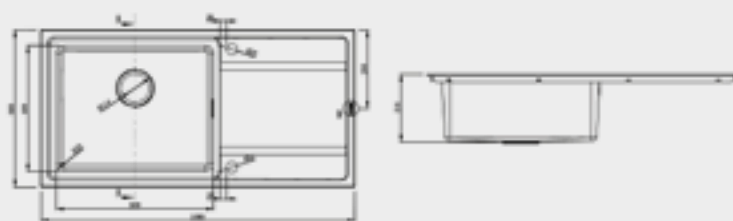


Bordouno 100i LARGE BBL



Bordouno 100i LARGE BBR

Shown with waste tidy, see page 215



SINK Model **BORDODUO 150i BBL**
SINK Model **BORDODUO 150i BBR**

1810 Code **BD/150/I/S/BBL/424**
1810 Code **BD/150/I/S/BBR/425**

- Pressed bowl welded to a top frame
- Inset installation
- Insusound®
- Satin finish
- Steel thickness 1mm
- 3½" basket strainer waste and concealed overflow included
- Maximiser plumbing kit included
- Individually boxed
- Template included

Minimum cabinet size: 600mm
For accessories see pages 214 & 215

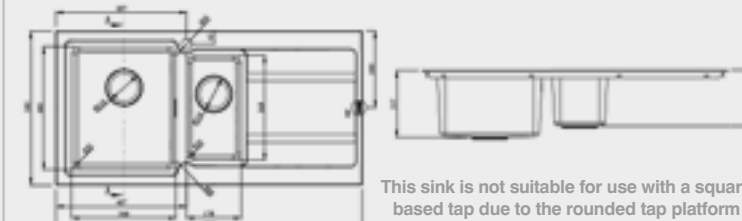


Bordoduo 150i BBL



Bordoduo 150i BBR

Shown with waste tidy, see page 215



This sink is not suitable for use with a square based tap due to the rounded tap platform



The **Velore** Range

The Velore range combines modern design,
high specification and competitive pricing

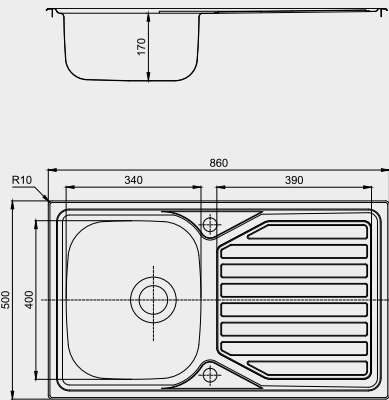


SINK Model **VELOREUNO 860i**

1810 Code **VU/86/I/P/REV/047**

- Inset bowl and drainer
- Satin finish
- 3 1/2" basket strainer waste and overflow included
- Fixing kit
- Individually boxed
- Single piece construction
- Steel thickness 0.8mm
- Maximiser plumbing kit included

Minimum cabinet size: 500mm
For accessories see
pages 214 & 215





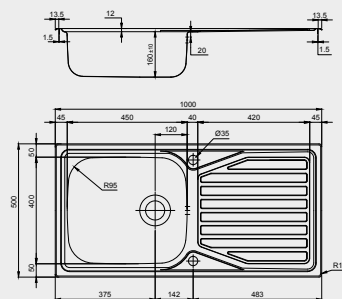
“450mm single bowl. Why not if you have space!”

SINK Model **VELOREUNO 100i LARGE**

1810 Code **VU/100/I/P/REV/LGE/050**

- Inset bowl and drainer
- Satin finish
- 3 1/2" basket strainer waste and overflow included
- Fixing kit
- Individually boxed
- Single piece construction
- Steel thickness 0.8mm
- Maximiser plumbing kit included

Minimum cabinet size: 600mm
For accessories see pages 214 & 215



“Our value sink 0.8mm thick steel and all you need in the box”

SINK Model **VELOREDUO 100i**

1810 Code **VD/100/I/P/REV/048**

- Inset bowl and drainer
- Satin finish
- 3 1/2" basket strainer waste and overflow included
- Fixing kit
- Individually boxed
- Single piece construction
- Steel thickness 0.8mm
- Maximiser plumbing kit included

Minimum cabinet size: 600mm
For accessories see pages 214 & 215

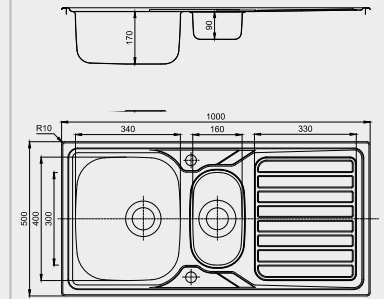




Image shown
Metallic Grey

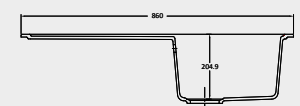
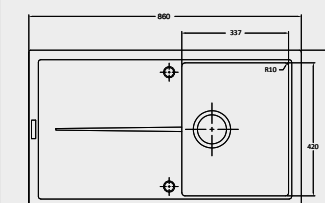
SINK Model **BLADEUNO 860i**

1810 Code

BLU/86/I/PQ/REV/BL/900 (Metallic Black)
 BLU/86/I/PQ/REV/CH/901 (Champagne)
 BLU/86/I/PQ/REV/CO/902 (Concrete)
 BLU/86/I/PQ/REV/GR/903 (Metallic Grey)
 BLU/86/I/PQ/REV/MO/904 (Mocha)
 BLU/86/I/PQ/REV/WH/905 (Polar White)

- Inset Purquartz bowl
- Fixings included
- Matte finish
- 3 1/2" strainer waste
- Waste tidy included
- Maximiser plumbing kit included
- Copper, gunmetal or gold brass effect basket strainer waste complete with overflow also available - see page 215

Minimum cabinet size: 450mm
 For accessories see pages 214 & 215



The purquartz
 Inset **Blade** Range
 A range of inset Purquartz sinks
 in a choice of six popular colourways.



Image shown
Polar White




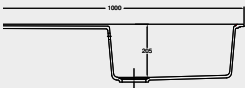
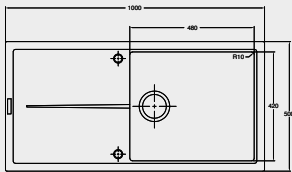
Image shown
Concrete

SINK Model **BLADEUNO 100i LARGE**

- 1810 Code
- BLU/100/I/PQ/REV/LGE/BL/910 (Metallic Black)
 - BLU/100/I/PQ/REV/LGE/CH/911 (Champagne)
 - BLU/100/I/PQ/REV/LGE/CO/912 (Concrete)
 - BLU/100/I/PQ/REV/LGE/GR/913 (Metallic Grey)
 - BLU/100/I/PQ/REV/LGE/MO/914 (Mocha)
 - BLU/100/I/PQ/REV/LGE/WH/915 (Polar White)

- Inset Purquartz bowl
- Fixings included
- Matte finish
- 3½” strainer waste
- Waste tidy included
- Maximiser plumbing kit included
- Copper, gunmetal or gold brass effect basket strainer waste complete with overflow also available - see page 215

Minimum cabinet size: 600mm
For accessories see pages 214 & 215



SINK Model **BLADEDUO 150i**

- 1810 Code
- BLD/150/I/PQ/REV/BL/920 (Metallic Black)
 - BLD/150/I/PQ/REV/CH/921 (Champagne)
 - BLD/150/I/PQ/REV/CO/922 (Concrete)
 - BLD/150/I/PQ/REV/GR/923 (Metallic Grey)
 - BLD/150/I/PQ/REV/MO/924 (Mocha)
 - BLD/150/I/PQ/REV/WH/925 (Polar White)

- Inset Purquartz bowl
- Fixings included
- Matte finish
- 3½” strainer waste
- Waste tidy included
- Maximiser plumbing kit included
- Copper, gunmetal or gold brass effect basket strainer waste complete with overflow also available - see page 215

Minimum cabinet size: 600mm
For accessories see pages 214 & 215

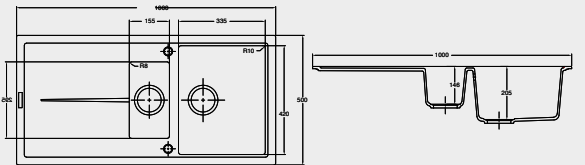




Image shown
Metallic Grey

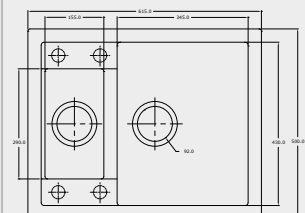
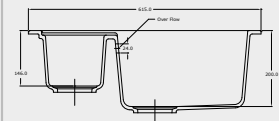
SINK Model SHARDDUO 615i

1810 Code

SD/615/I/PQ/REV/BL/800 (Metallic Black)
SD/615/I/PQ/REV/WH/801 (Polar White)
SD/615/I/PQ/REV/GR/802 (Metallic Grey)
SD/615/I/PQ/REV/CH/803 (Champagne)
SD/615/I/PQ/REV/MO/804 (Mocha)
SD/615/I/PQ/REV/CO/805 (Concrete)

- Inset Purquartz bowl
- Fixings included
- Matte finish
- 3 1/2" strainer waste
- Waste tidy included
- Maximiser plumbing kit included
- Copper, gunmetal or gold brass effect basket strainer waste complete with overflow also available - see page 215

Minimum cabinet size: 600mm
For accessories see pages 214 & 215





Shown with waste tidy, see page 215

The purquartz Inset Shard Range

Quartz insets in a choice of contemporary colours

Image shown: Shardduo 150i with copper basket strainer waste and overflow complemented by the Courbe Purquartz tap with copper accents.

Image shown
ConcreteImage shown
Polar White

SINK Model SHARDUNO 100i Large

1810 Code

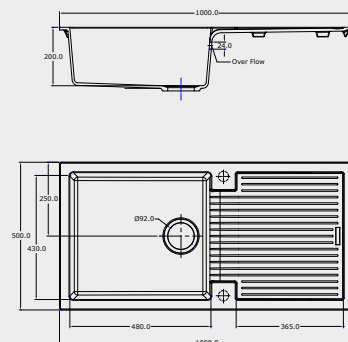
SU/100/I/PQ/REV/BL/810 (Metallic Black)
SU/100/I/PQ/REV/WH/811 (Polar White)
SU/100/I/PQ/REV/GR/812 (Metallic Grey)
SU/100/I/PQ/REV/CH/813 (Champagne)
SU/100/I/PQ/REV/MO/814 (Mocha)
SU/100/I/PQ/REV/CO/815 (Concrete)

- Inset Purquartz bowl
- Fixings included
- Matte finish
- 3½" strainer waste
- Waste tidy included
- Maximiser plumbing kit included
- Copper, gunmetal or gold brass effect basket strainer waste complete with overflow also available - see page 215

Minimum cabinet size: 600mm
For accessories see pages 214 & 215



Shown with waste tidy, see page 215



SINK Model SHARDDUO 150i

1810 Code

SD/150/I/PQ/REV/BL/820 (Metallic Black)
SD/150/I/PQ/REV/WH/821 (Polar White)
SD/150/I/PQ/REV/GR/822 (Metallic Grey)
SD/150/I/PQ/REV/CH/823 (Champagne)
SD/150/I/PQ/REV/MO/824 (Mocha)
SD/150/I/PQ/REV/CO/825 (Concrete)

- Inset Purquartz bowl
- Fixings included
- Matte finish
- 3½" strainer waste
- Waste tidy included
- Maximiser plumbing kit included
- Copper, gunmetal or gold brass effect basket strainer waste complete with overflow also available - see page 215

Minimum cabinet size: 600mm
For accessories see pages 214 & 215



Shown with waste tidy, see page 215

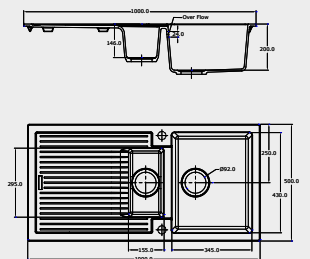




Image shown
Champagne

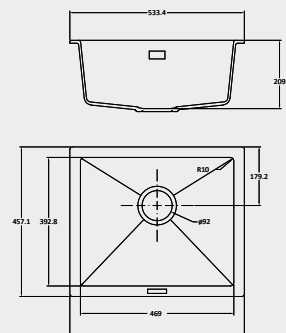
SINK Model CAVAUNO 469U

1810 Code

CU/46/U/PQ/BL/700 (Metallic Black)
CU/46/U/PQ/WH/701 (Polar White)
CU/46/U/PQ/GR/702 (Metallic Grey)
CU/46/U/PQ/CH/703 (Champagne)
CU/46/U/PQ/MO/704 (Mocha)
CU/46/U/PQ/CO/705 (Concrete)

- Undermount Purquartz bowl
- Fixings included
- Matte finish
- 3½" strainer waste
- Waste tidy included
- Maximiser plumbing kit included
- Copper, gunmetal or gold brass effect basket strainer waste complete with overflow also available - see page 215

Minimum cabinet size: 600mm
For accessories see pages 214 & 215



Shown with waste tidy, see page 215

The purquartz
Undermount Cava Range

Quartz undermounts for a contrasting
finish to your solid surface.




Image shown
Metallic Grey




Image shown
Mocha

SINK Model CAVAUNO 720U

1810 Code

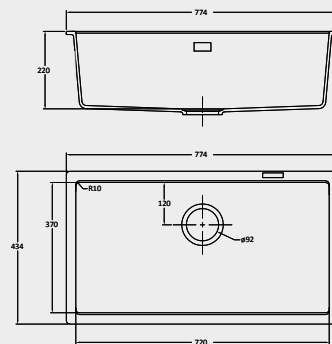
CU/72/U/PQ/BL/710 (Metallic Black)
CU/72/U/PQ/WH/711 (Polar White)
CU/72/U/PQ/GR/712 (Metallic Grey)
CU/72/U/PQ/CH/713 (Champagne)
CU/72/U/PQ/MO/714 (Mocha)
CU/72/U/PQ/CO/715 (Concrete)

- Undermount Purquartz bowl
- Fixings included
- Matte finish
- 3½" strainer waste
- Waste tidy included
- Maximiser plumbing kit included
- Copper, gunmetal or gold brass effect basket strainer waste complete with overflow also available - see page 215

Minimum cabinet size: 800mm
For accessories see pages 214 & 215



Shown with waste tidy, see page 215



SINK Model CAVADUO 335/155U

1810 Code

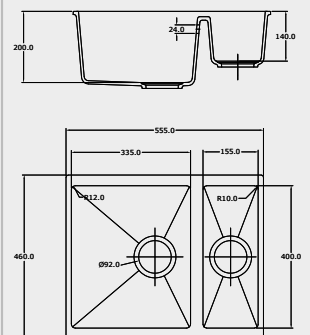
CD/3315/U/PQ/REV/BL/720 (Metallic Black)
CD/3315/U/PQ/REV/WH/721 (Polar White)
CD/3315/U/PQ/REV/GR/722 (Metallic Grey)
CD/3315/U/PQ/REV/CH/723 (Champagne)
CD/3315/U/PQ/REV/MO/724 (Mocha)
CD/3315/U/PQ/REV/CO/725 (Concrete)

- Undermount Purquartz bowl
- Fixings included
- Matte finish
- 3½" strainer waste
- Waste tidy included
- Maximiser plumbing kit included
- Copper, gunmetal or gold brass effect basket strainer waste complete with overflow also available - see page 215

Minimum cabinet size: 600mm
For accessories see pages 214 & 215




Shown with waste tidy, see page 215



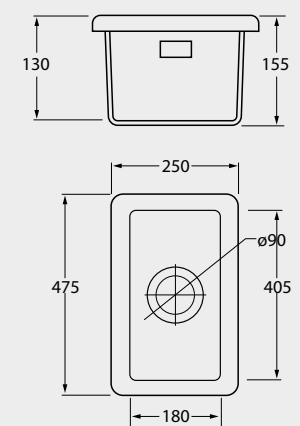


SINK Model **ARGILLA FIRECLAY 250**

1810 Code **FCU/250/WH/851**

- White fireclay bowl
- Suitable for top or undermount installation
- Hygienic
- Non-porous
- Chemical resistant
- Extremely hardwearing
- Tolerances: +/- 2% of dimensions
- Wastes not included
- Heat resistant to 1600°C
- G Clip installation recommended 
- Basket strainer waste complete with overflow available in stainless steel, copper, gunmetal and gold brass
- Basket strainer waste kits must be ordered separately

Minimum cabinet size: 300mm
For accessories see pages 214 & 215



PLEASE NOTE: A DXF is not available, sink should be used as template. When undermounting, a minimum gap of 4mm must be left between the sink and the worktop.

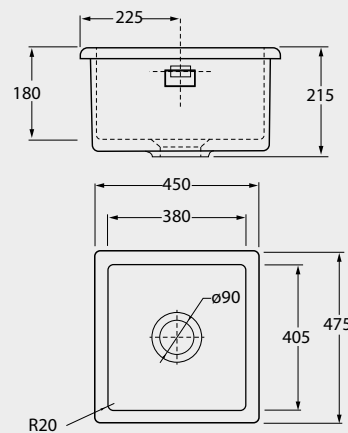
The Argilla Fireclay Range

A range of highly durable white fireclay sinks featuring a non-porous surface with an everlasting shine.

SINK Model **ARGILLA FIRECLAY 450**1810 Code **FCU/450/WH/852**

- White fireclay bowl
- Suitable for top or undermount installation
- Hygienic
- Non-porous
- Chemical resistant
- Extremely hardwearing
- **Tolerances: +/- 2% of dimensions**
- Wastes not included
- Heat resistant to 1600°C
- G Clip installation recommended
- Basket strainer waste complete with overflow available in stainless steel, copper, gunmetal and gold brass
- Basket strainer waste kits must be ordered separately

Minimum cabinet size: 500mm
For accessories see pages 214 & 215

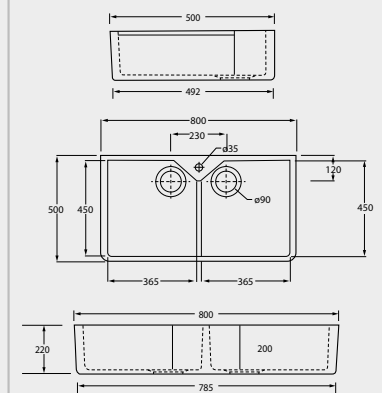


PLEASE NOTE: A DXF is not available, sink should be used as template. When undermounting, a minimum gap of 4mm must be left between the sink and the worktop.

SINK Model **ARGILLA FIRECLAY 800**1810 Code **FCD/800/WH/853**

- White fireclay double bowl
- Sit-on installation
- Hygienic
- Non-porous
- Chemical resistant
- Extremely hardwearing
- **Tolerances: +/- 2% of dimensions**
- Wastes not included
- Heat resistant to 1600°C
- Basket strainer waste complete with overflow available in stainless steel, copper, gunmetal and gold brass
- Basket strainer waste kits must be ordered separately

For accessories see pages 214 & 215



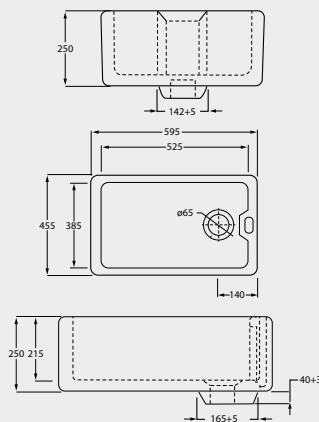
PLEASE NOTE: A DXF is not available, sink should be used as template.



SINK Model ARGILLA FIRECLAY BELFAST 595 1810 Code FCU/595/BEL/WH/850

- White fireclay Belfast sink
- Sit-on installation
- Weir overflow
- Hygienic
- Non-porous
- Chemical resistant
- Extremely hardwearing
- **Tolerances: +/- 2% of dimensions**
- Wastes not included
- Heat resistant to 1600°C
- Reversible
- Basket strainer waste complete with overflow available in stainless steel, copper, gunmetal and gold brass
- Basket strainer waste kits must be ordered separately

For accessories see pages 214 & 215



PLEASE NOTE: A DXF is not available, sink should be used as template.





The Etro
Ceramic Range

The Etro Ceramic Range
has a curved classic design.


CERAMICA | PURO

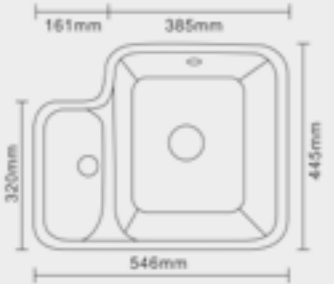


Available in
BBR ONLY

SINK Model ETRODUO 343/136UC

1810 Code ED/3413/U/C/091-WH

- Undermount ceramic bowl
- Heat resistant to 1200°C
- Hygienic
- Non Porous
- Ultra smooth white surface
- Chemical resistant, inc neat bleach
- Extremely hardwearing
- Individually boxed
- 3 1/2" basket strainer waste and overflow included
- G Clip installation recommended 
- Maximiser plumbing kit included
- Copper or gold effect basket strainer waste complete with overflow also available - see page 215



PLEASE NOTE: A DXF is not available, sink should be used as template. When installing, a minimum gap of 4mm must be left between the sink and the worktop.

Minimum cabinet size: 600mm
For accessories see pages 214 & 215



NEOPERL
AERATOR



Image shown
FON/01/CH

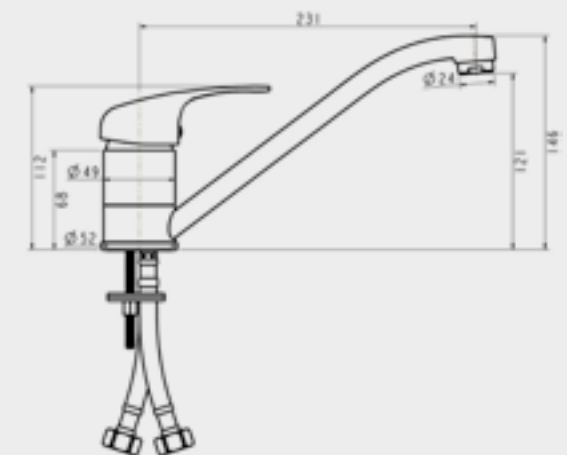
TAP MODEL FONTAINE SINGLE LEVER

1810 Code

FON/01/CH

Finished in chrome

- WRAS Approved
- Includes Neoperl Aerator and 1/2" flexible tails
- Min operating pressure - 0.5 bar
- Recommended operating pressure - 1 bar



Suggested tap hole cutting size: ø35

1810 Taps

1810 Taps come in a variety of contemporary and classic designs, all come with a Neoperl Aerator which produces a non-splash creamy flow.

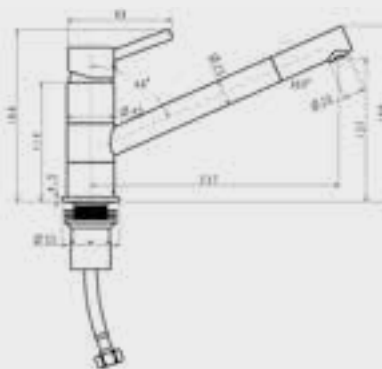
NEOPERL
AERATORImage shown
PLU/01/CH

TAP MODEL PLUIE ANGLED SPOUT

1810 Code
PLU/01/CH
Finished in chrome

1810 Code
PLU/02/BS
Finished in brushed steel

- WRAS Approved
- Includes Neoperl Aerator and 1/2" flexible tails
- Min operating pressure - 0.5 bar
- Recommended operating pressure - 1 bar

Also available
PLU/02/BS

Suggested tap hole cutting size: ø35

NEOPERL
AERATORImage shown
DAV/01/CH

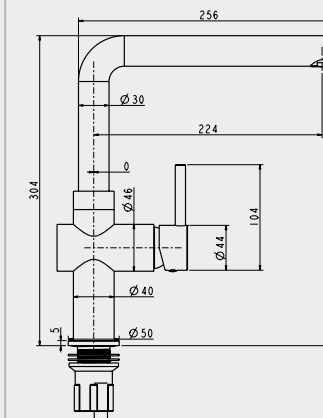
Pull-out version available please see page 167

TAP MODEL DAVANTI SINGLE LEVER

1810 Code
DAV/01/CH
Finished in chrome

1810 Code
DAV/02/BS
Finished in brushed steel

- WRAS Approved
- Includes Neoperl Aerator and 1/2" flexible tails
- Min operating pressure - 0.5 bar
- Recommended operating pressure - 1 bar

Also available
DAV/02/BS

Suggested tap hole cutting size: ø35



NEOPERL
AERATOR



Image shown
CUR/01/CH

TAP MODEL CURVATO SLIM LEVER CURVED SPOUT

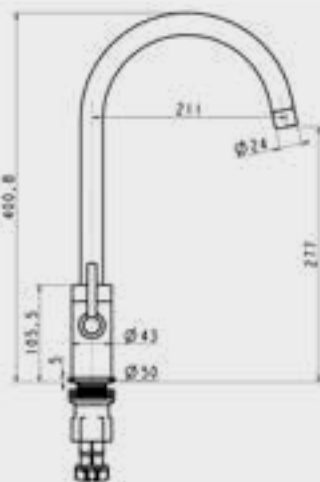
1810 Code
CUR/01/CH
Finished in chrome

1810 Code
CUR/02/BS
Finished in brushed steel

- WRAS Approved
- Includes Neoperl Aerator and 1/2" flexible tails
- Min operating pressure - 0.5 bar
- Recommended operating pressure - 1 bar



Also available
CUR/02/BS



Suggested tap hole cutting size: ø35

NEOPERL
AERATOR

Image shown
RUS/01/CH

TAP MODEL RUSCELLO SQUARE BODY SLIM LEVER

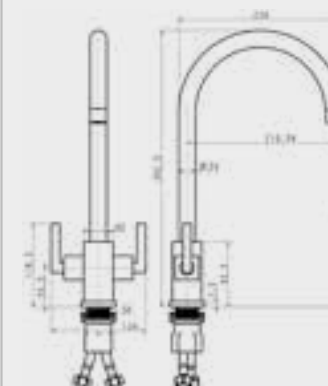
1810 Code
RUS/01/CH
Finished in chrome

1810 Code
RUS/02/BS
 Finished in brushed steel

- WRAS Approved
- Includes Neoperl Aerator and 1/2" flexible tails
- Min operating pressure - 0.5 bar
- Recommended operating pressure - 1 bar



Also available
RUS/02/BS



Suggested tap hole cutting size: ø35

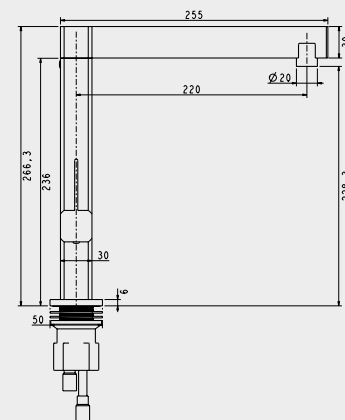
NEOPERL
AERATORImage shown
SEN/01/CHNEOPERL
AERATORImage shown
PEN/01/CH

TAP MODEL 1810 XXX SINGLE LEVER

1810 Code
SEN/01/CH
Finished in chrome

1810 Code
SEN/02/BS
Finished in brushed steel

- WRAS Approved
- Includes Neoperl Aerator and 1/2" flexible tails
- Min operating pressure - 0.5 bar
- Recommended operating pressure - 1 bar

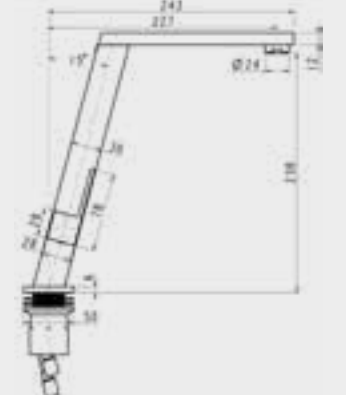
Also available
SEN/02/BS

Suggested tap hole cutting size: ø35

1810 Code
PEN/01/CH
Finished in chrome

1810 Code
PEN/02/BS
Finished in brushed steel

- WRAS Approved
- Includes Neoperl Aerator and 1/2" flexible tails
- Min operating pressure - 0.5 bar
- Recommended operating pressure - 1 bar

Also available
PEN/02/BS

Suggested tap hole cutting size: ø35

NEOPERL
AERATOR

Image shown
DAV-P/01/CH

TAP MODEL DAVANTI PULL OUT SPRAY

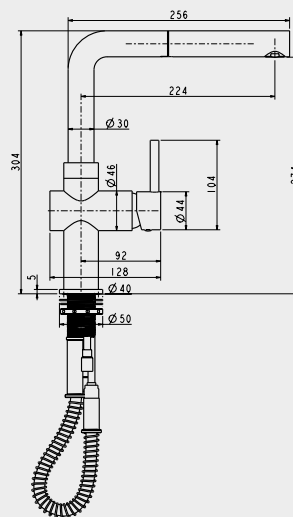
1810 Code
DAV-P/01/CH
Finished in chrome

1810 Code
DAV-P/02/BS
Finished in brushed steel

- Includes Neoperl Aerator and 1/2" flexible tails
- Min operating pressure - 0.5 bar
- Recommended operating pressure - 1 bar



Also available
DAV-P/02/BS



Suggested tap hole cutting size: ø35

NEOPERL
AERATOR

Image shown
GRA/01/CH

TAP MODEL GRANDE PULL OUT SPRAY

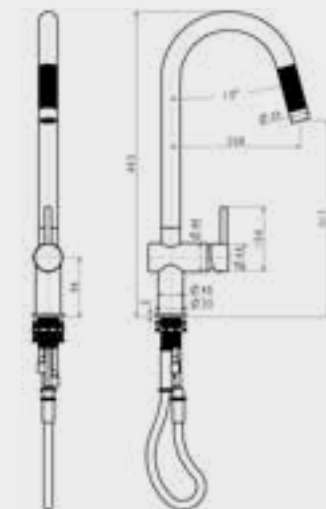
1810 Code
GRA/01/CH
Finished in chrome

1810 Code
GRA/02/BS
Finished in brushed steel

- Includes Neoperl Aerator and 1/2" flexible tails
- Min operating pressure - 0.5 bar
- Recommended operating pressure - 1 bar



Also available
GRA/02/BS



Suggested tap hole cutting size: $\varnothing 35$

NEOPERL
AERATOR

Image shown
VER/01/CH

NEOPERL
AERATOR

Accessible handle available in all colour options.
See quick reference guide on page 213 for order codes
Accessible handle is an extra and should be ordered in addition to the tap



Image shown
FIN/01/CH

TAP MODEL VERSARE SQUARE DESIGN

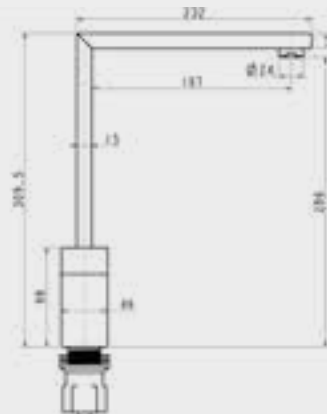
1810 Code
VER/01/CH
Finished in chrome

1810 Code
VER/02/BS
Finished in brushed steel

- WRAS Approved
- Includes Neoperl Aerator and 1/2" flexible tails
- Min operating pressure - 0.5 bar
- Recommended operating pressure - 1 bar



Also available
VER/02/BS



Suggested tap hole cutting size: ø35

TAP MODEL FINIRE KNURLED TWO HOLE

1810 Code

FIN/01/CH
Finished in chrome

FIN/02/BS
Finished in brushed steel

FIN/04/COP
Finished in copper

FIN/05/GM
Finished in gunmetal

FIN/06/GB
Finished in gold brass

FIN/07/MB
Finished in matte black

FIN/08/BGB
Finished in brushed gold brass

- Includes Neoperl Aerator and 1/2" flexible tails
- Min operating pressure - 0.5 bar
- Recommended operating pressure - 1 bar



Also available
FIN/02/BS




Also available
FIN/04/COP




Also available
FIN/05/GM



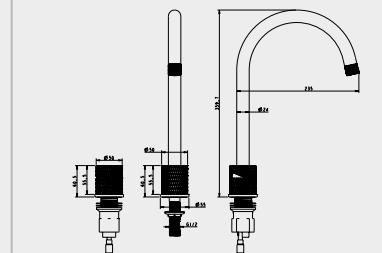
Also available
FIN/06/GB



Also available
FIN/07/MB



Also available
FIN/08/BGB



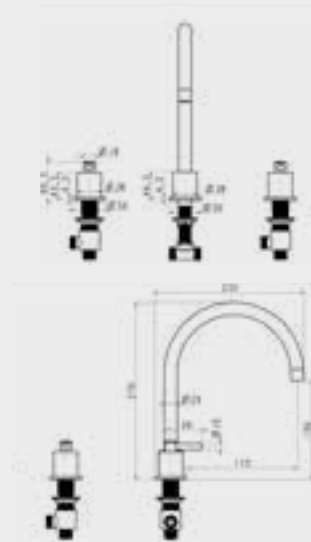
Suggested tap hole cutting size: $\varnothing 35$, $\varnothing 28$

NEOPERL
AERATORImage shown
AER/01/CHNEOPERL
AERATORImage shown
NOV/01/CH

TAP MODEL AERO 3 HOLE TAP DESIGN

1810 Code **AER/01/CH**
Finished in chrome1810 Code **AER/02/BS**
Finished in brushed steel1810 Code **AER/04/COP**
Finished in copper1810 Code **AER/05/GM**
Finished in gunmetal1810 Code **AER/06/GB**
Finished in gold brass

- Includes Neoperl Aerator and 1/2" flexible tails
- Min operating pressure - 0.5 bar
- Recommended operating pressure - 1 bar


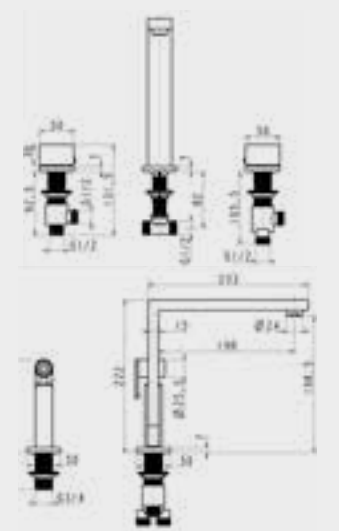
Also available
AER/02/BSAlso available
AER/04/COPAlso available
AER/05/GMAlso available
AER/06/GB

Suggested tap hole cutting size: ø28

TAP MODEL NOVANTA 4 HOLE DESIGN

1810 Code **NOV/01/CH**
Finished in chrome1810 Code **NOV/02/BS**
Finished in brushed steel

- WRAS Approved
- Includes Neoperl Aerator and 1/2" flexible tails
- Min operating pressure - 0.5 bar
- Recommended operating pressure - 1 bar

Also available
NOV/02/BS

Suggested tap hole cutting size: ø28



NEOPERL
AERATOR

Image shown
SPI-SPR/01/CH



NEOPERL
AERATOR



Image shown
SPI-KNR/05/GM

Spirale Knurled Hose Colours

Yellow	Orange	Wine	Mid Blue	White	Chocolate	Light grey	Latte	Green	Anthracite	
Red	Black	Denim Blue	Concrete	Hot Pink	Indigo	Lime	Mocha	Pastel Blue	Pastel Green	Pastel Pink

TAP Model SPIRALE SPRING

- 1810 Code
- SPI-SPR/01/CH**
Finished in chrome
- SPI-SPR/02/BS**
Finished in brushed steel
- SPI-SPR/04/COP**
Finished in copper
- SPI-SPR/05/GM**
Finished in gunmetal
- SPI-SPR/06/GB**
Finished in gold brass
- SPI-SPR/07/MB**
Finished in matte black
- SPI-SPR/08/BGB**
Finished in brushed gold brass

- Includes Neoperl Aerator and 1/2" flexible tails
- Min operating pressure - 0.5 bar
- Recommended operating pressure - 1 bar

Also available
SPI-SPR/02/BS

Also available
SPI-SPR/04/COP

Also available
SPI-SPR/05/GM

Also available
SPI-SPR/06/GB

Also available
SPI-SPR/07/MB

Also available
SPI-SPR/08/BGB

Suggested tap hole
cutting size: ø35

TAP Model SPIRALE FLEXIBLE SPOUT - KNURLED

- 1810 Code
- SPI-KNR/01/CH**
Finished in chrome
- SPI-KNR/02/BS**
Finished in brushed steel
- SPI-KNR/04/COP**
Finished in copper
- SPI-KNR/05/GM**
Finished in gunmetal
- SPI-KNR/06/GB**
Finished in gold brass
- SPI-KNR/07/MB**
Finished in matte black
- SPI-KNR/08/BGB**
Finished in brushed gold brass

- Includes Neoperl Aerator and 1/2" flexible tails
- Min operating pressure - 0.5 bar
- Recommended operating pressure - 1 bar
- Tap includes hose colour of your choice

Also available
SPI-KNR/01/CH

Also available
SPI-KNR/02/BS

Also available
SPI-KNR/04/COP

Also available
SPI-KNR/06/GB

Also available
SPI-KNR/07/MB

Also available
SPI-KNR/08/BGB

Suggested tap hole
cutting size: ø35

NEOPERL
AERATORImage shown
SPI/01/CH

Unless an alternative hose colour is specified at time of order, the Spirale tap will be supplied with a black hose.

TAP MODEL SPIRALE FLEXIBLE SPOUT

1810 Code

SPI/01/CH

Finished in chrome

SPI/02/BS

Finished in brushed steel

SPI/04/COP

Finished in copper

SPI/05/GM

Finished in gunmetal

SPI/06/GB

Finished in gold brass


SPI/07/MB

Finished in matte black

SPI/08/BGB

Finished in brushed gold brass

- Includes Neoperl Aerator and 1/2" flexible tails
- Min operating pressure - 0.5 bar
- Recommended operating pressure - 1 bar
- Tap includes hose colour of your choice see [page 176](#)



AVAILABLE IN AN EXTENSIVE RANGE OF COLOURS

WHITE
AC-HOS-WHLIGHT GREY
AC-HOS-LGANTHRACITE
AC-HOS-ANCONCRETE
AC-HOS-COLATTE
AC-HOS-LAMOCHA
AC-HOS-MOCHOCOLATE
AC-HOS-CHMID BLUE
AC-HOS-MBDENIM BLUE
AC-HOS-DBPASTEL BLUE
AC-HOS-PBGREEN
AC-HOS-GRLIME
AC-HOS-LIPASTEL GREEN
AC-HOS-PGRED
AC-HOS-REHOT PINK
AC-HOS-HPPASTEL PINK
AC-HOS-PPORANGE
AC-HOS-ORYELLOW
AC-HOS-YEWINE
AC-HOS-WIINDIGO
AC-HOS-IN

Colours may differ from images shown

NEOPERL
AERATORImage shown
SPR/01/CH

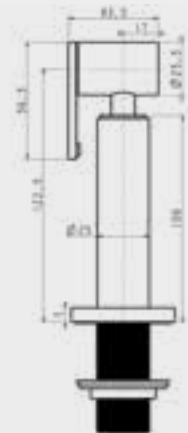
Suitable for use alongside all 1810 taps

NEOPERL
AERATORImage shown
CUR/01/CH/TRIO

TAP MODEL SPRUZZO COLD RINSE HAND SPRAY

1810 Code
SPR/01/CH
Finished in chrome1810 Code
SPR/02/BS
Finished in brushed steel

- WRAS Approved
- Includes Neoperl Aerator and 1/2" flexible tails
- Min operating pressure - 0.5 bar
- Recommended operating pressure - 1 bar


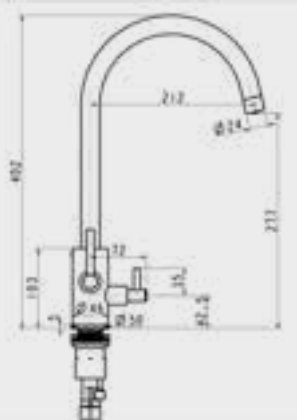
Also available
SPR/02/BS

Suggested tap hole cutting size: ø35

TAP MODEL CURVATO TRIO WATER FILTER

1810 Code
CUR/01/CH/TRIO
Finished in chromeCUR/02/BS/TRIO
Finished in brushed steel

- Includes Neoperl Aerator and 1/2" flexible tails
- Min operating pressure - 0.5 bar
- Recommended operating pressure - 1 bar

Also available
CUR/02/BS/TRIO£5 Donated
For every filter tap soldREG. CHARITY: 1062559
(ENGLAND & WALES),
SC039757 (SCOTLAND)Suggested tap hole
cutting size: ø35



purquartz Effect Taps

A selection of 1810 taps that will perfectly match with your Purquartz sink.



NEOPERL AERATOR



Image shown
SEN/01/CH/PQ/BL



TAP MODEL 1810 XXX SINGLE LEVER

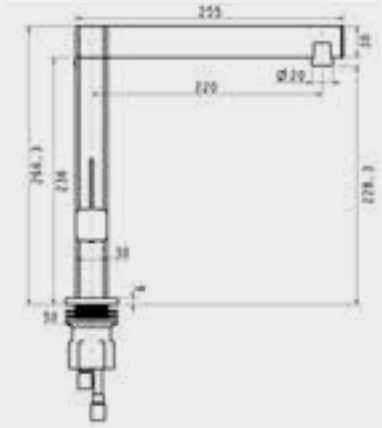
purquartz EFFECT

1810 Code

- SEN/01/CH/PQ-BL (Metallic Black)
- SEN/01/CH/PQ-WH (Polar White)
- SEN/01/CH/PQ-GR (Metallic Grey)
- SEN/01/CH/PQ-CH Champagne
- SEN/01/CH/PQ-MO (Mocha)
- SEN/01/CH/PQ-CO (Concrete)



- WRAS Approved
- Includes Neoperl Aerator and 1/2" flexible tails
- Min operating pressure - 0.5 bar
- Recommended operating pressure - 1 bar



Suggested tap hole cutting size: ø35

NEOPERL
AERATORImage shown
COU-DUO/01/CH/PQ-BLNEOPERL
AERATORImage shown
COU-DUO/01/CH/PQ-WH

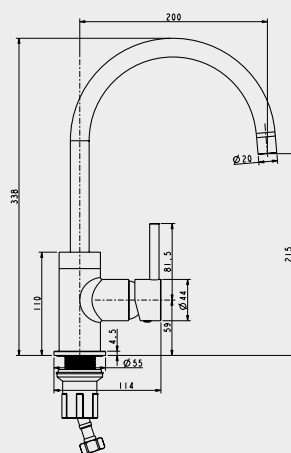
TAP MODEL COURBE DUO BLACK

purquartz EFFECT

1810 Code

COU-DUO/01/CH/PQ-BL (Black)

- WRAS Approved
- Includes Neoperl Aerator and 1/2" flexible tails
- Min operating pressure - 0.5 bar
- Recommended operating pressure - 1 bar

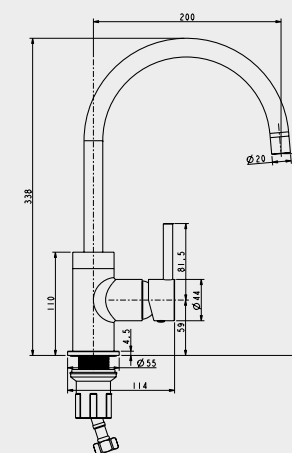


Suggested tap hole cutting size: ø35

1810 Code

COU-DUO/01/CH/PQ-WH (White)

- WRAS Approved
- Includes Neoperl Aerator and 1/2" flexible tails
- Min operating pressure - 0.5 bar
- Recommended operating pressure - 1 bar



Suggested tap hole cutting size: ø35



NEOPERL
AERATOR



Image shown
COU/01/CH/PQ/GR



NEOPERL
AERATOR




Image shown
CAS/01/CH/PQ-CO

TAP MODEL COURBE CURVED SPOUT - CHROME

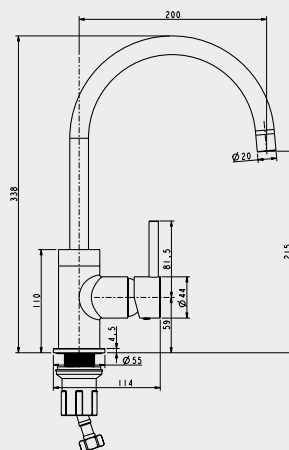
purquartz EFFECT

1810 Code

COU/01/CH/PQ-BL (Metallic Black)
COU/01/CH/PQ-WH (Polar White)
COU/01/CH/PQ-GR (Metallic Grey)
COU/01/CH/PQ-CH (Champagne)
COU/01/CH/PQ-MO (Mocha)
COU/01/CH/PQ-CO (Concrete)



- WRAS Approved
- Includes Neoperl Aerator and 1/2" flexible tails
- Min operating pressure - 0.5 bar
- Recommended operating pressure - 1 bar




Suggested tap hole cutting size: ø35

TAP MODEL CASCATA SQUARE SPOUT - CHROME

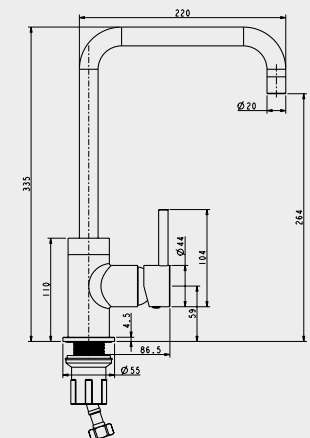
purquartz EFFECT

1810 Code

CAS/01/CH/PQ-BL (Metallic Black)
CAS/01/CH/PQ-WH (Polar White)
CAS/01/CH/PQ-GR (Metallic Grey)
CAS/01/CH/PQ-CH (Champagne)
CAS/01/CH/PQ-MO (Mocha)
CAS/01/CH/PQ-CO (Concrete)



- WRAS Approved
- Includes Neoperl Aerator and 1/2" flexible tails
- Min operating pressure - 0.5 bar
- Recommended operating pressure - 1 bar



Suggested tap hole cutting size: ø35


NEOPERL
AERATORImage shown
COU/04/COP/PQ/BLNEOPERL
AERATORImage shown
CAS/04/COP/PQ-WH

TAP MODEL COURBE CURVED SPOUT - COPPER

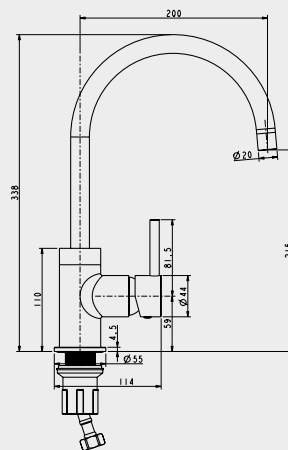
purquartz EFFECT

1810 Code

COU/04/COP/PQ-BL (Metallic Black)
 COU/04/COP/PQ-WH (Polar White)
 COU/04/COP/PQ-GR (Metallic Grey)
 COU/04/COP/PQ-CH (Champagne)
 COU/04/COP/PQ-MO (Mocha)
 COU/04/COP/PQ-CO (Concrete)



- WRAS Approved
- Includes Neoperl Aerator and 1/2" flexible tails
- Min operating pressure - 0.5 bar
- Recommended operating pressure - 1 bar




Suggested tap hole cutting size: ø35

TAP MODEL CASCATA SQUARE SPOUT - COPPER

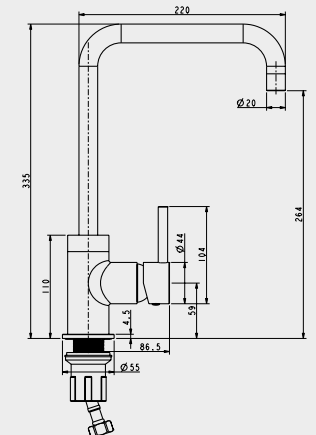
purquartz EFFECT

1810 Code

CAS/04/COP/PQ-BL (Metallic Black)
 CAS/04/COP/PQ-WH (Polar White)
 CAS/04/COP/PQ-GR (Metallic Grey)
 CAS/04/COP/PQ-CH (Champagne)
 CAS/04/COP/PQ-MO (Mocha)
 CAS/04/COP/PQ-CO (Concrete)



- WRAS Approved
- Includes Neoperl Aerator and 1/2" flexible tails
- Min operating pressure - 0.5 bar
- Recommended operating pressure - 1 bar




Suggested tap hole cutting size: ø35

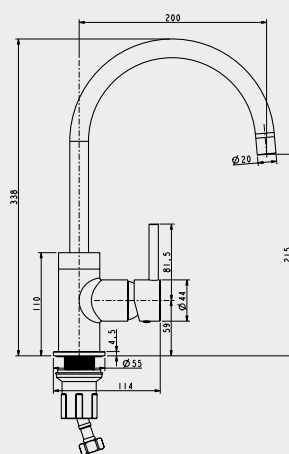
NEOPERL
AERATORImage shown
COU/06/GB/PQ-CHNEOPERL
AERATORImage shown
CAS/06/GB/PQ-MOTAP MODEL COURBE CURVED SPOUT - GOLD BRASS **purquartz** EFFECT

1810 Code

COU/06/GB/PQ-BL (Metallic Black)
COU/06/GB/PQ-WH (Polar White)
COU/06/GB/PQ-GR (Metallic Grey)
COU/06/GB/PQ-CH (Champagne)
COU/06/GB/PQ-MO (Mocha)
COU/06/GB/PQ-CO (Concrete)



- WRAS Approved
- Includes Neoperl Aerator and 1/2" flexible tails
- Min operating pressure - 0.5 bar
- Recommended operating pressure - 1 bar




Suggested tap hole cutting size: ø35

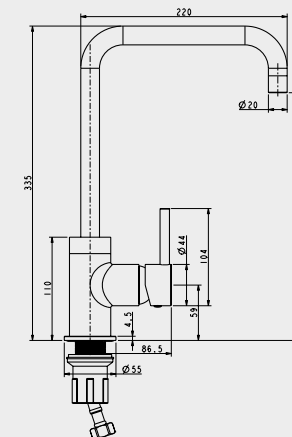
TAP MODEL CASCATA SQUARE SPOUT - GOLD BRASS **purquartz** EFFECT

1810 Code

CAS/06/GB/PQ-BL (Metallic Black)
CAS/06/GB/PQ-WH (Polar White)
CAS/06/GB/PQ-GR (Metallic Grey)
CAS/06/GB/PQ-CH (Champagne)
CAS/06/GB/PQ-MO (Mocha)
CAS/06/GB/PQ-CO (Concrete)



- WRAS Approved
- Includes Neoperl Aerator and 1/2" flexible tails
- Min operating pressure - 0.5 bar
- Recommended operating pressure - 1 bar



Suggested tap hole cutting size: ø35



Traditional & Industrial-Style Taps

Timeless kitchen taps to compliment classic kitchen styles.



NEOPERL AERATOR

Image shown ROD/01/CH

TAP MODEL RODEZ TWIN LEVER

- 1810 Code
- ROD/01/CH (Chrome)
 - ROD/02/BS (Brushed Steel)
 - ROD/04/COP (Copper)
 - ROD/05/GM (Gunmetal)
 - ROD/06/GB (Gold Brass)
 - ROD/07/MB (Matte Black)
 - ROD/08/GB (Brushed Gold Brass)

- Includes Neoperl Aerator and 1/2" flexible tails
- Min operating pressure - 0.5 bar
- Recommended operating pressure - 1 bar
- Supplied with both black and white handles, as shown on [page 156](#)

Suggested tap hole cutting size: ø35



Also available ROD/02/BS




Also available ROD/04/COP



Also available ROD/05/GM



Also available ROD/06/GB



Also available ROD/07/MB



Also available ROD/08/BGB



NEOPERL
AERATORImage shown
MOU/01/CH


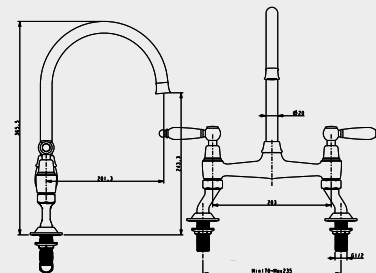
TAP MODEL MOULINS CLASSIC BRIDGE MIXER

1810 Code

MOU/01/CH (Chrome)
MOU/02/BS (Brushed Steel)
MOU/04/COP (Copper)
MOU/05/GM (Gunmetal)
MOU/06/GB (Gold Brass)
MOU/07/MB (Matte Black)
MOU/08/BGB (Brushed Gold Brass)

- Includes Neoperl Aerator and 1/2" flexible tails
- Min operating pressure - 0.5 bar
- Recommended operating pressure - 1 bar
- Supplied with both black and white handles, as shown on [page 156](#)

Suggested tap hole cutting size: ø28

Also available
MOU/02/BSAlso available
MOU/04/COPAlso available
MOU/05/GMAlso available
MOU/06/GBAlso available
MOU/07/MBAlso available
MOU/08/BGB



NEOPERL
AERATOR



Red handle also included

Image shown
HH-SL/01/CH



TAP MODEL HENRY HOLT COLLECTION SINGLE LEVER

1810 Code

- HH-SL/01/CH (Chrome)
- HH-SL/02/BS (Brushed Steel)
- HH-SL/04/COP (Copper)
- HH-SL/05/GM (Gunmetal)
- HH-SL/06/GB (Gold Brass)
- HH-SL/07/MB (Matte Black)
- HH-SL/08/BGB (Brushed Gold Brass)

- Includes Neoperl Aerator and 1/2" flexible tails
- Min operating pressure - 0.5 bar
- Recommended operating pressure - 1 bar



NEOPERL
AERATOR

Red handles also included

Image shown
HH-WM/01/CH

TAP MODEL HENRY HOLT COLLECTION WALL MOUNTED

1810 Code

HH-WM/01/CH (Chrome)
 HH-WM/02/BS (Brushed Steel)
 HH-WM/04/COP (Copper)
 HH-WM/05/GM (Gunmetal)
 HH-WM/06/GB (Gold Brass)
 HH-WM/07/MB (Matte Black)
 HH-WM/08/BGB (Brushed Gold Brass)

- Includes Neoperl Aerator and 1/2" flexible tails
- Min operating pressure - 0.5 bar
- Recommended operating pressure - 1 bar



NEW



Image shown
SOAP DISPENSER CHROME

MODEL INTEGRATED SOAP DISPENSER

1810 Code

AC-SOAP/01/CH (Chrome)
AC-SOAP/02/BS (Brushed Steel)
AC-SOAP/04/COP (Copper)
AC-SOAP/05/GM (Gunmetal)
AC-SOAP/06/BG (Gold Brass)
AC-SOAP/07/MB (Matte Black)
AC-SOAP/08/BGB (Brushed Gold Brass)

- Top fill
- Easy to install
- 350ml capacity
- Top quality solid brass construction
- Pump action
- 26mm – 29mm cut out



Also available
AC-SOAP/02/BS



Also available
AC-SOAP/04/COP



Also available
AC-SOAP/05/GM



Also available
AC-SOAP/06/BG



Also available
AC-SOAP/07/MB



Also available
AC-SOAP/08/BGB

The Integrated Soap Dispenser

A top filled liquid soap dispenser, easy to install and available in a range of colours.



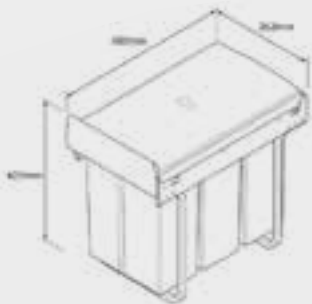
WASTE BIN Model **WSB 30 LITRE**

1810 Code **WSB/30/3X10/099**

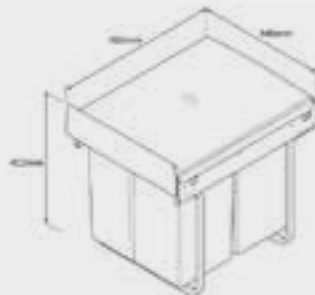
WASTE BIN Model **WSB 40 LITRE**

























1810 Code **WSB/40/1x20-2x10/098**

























- Conforms to the code for sustainable homes
- 4 Credits
- Min cabinet size 300mm
- Suitable to fit under a sink bowl
- Bin size 3 x 10ltr with colour coded handles
- Manual operation with soft close technology
- 2 year warranty



















































- Conforms to the code for sustainable homes
- 4 Credits
- Min cabinet size 400mm
- Suitable to fit under a sink bowl
- Bin size 1 x 20ltr & 2 x 10ltr with colour coded handles
- Manual operation with soft close technology
- 2 year warranty




































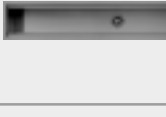














 <p>16MM</p> <p>Min cab size 300mm</p> <p>AXIX 190U STAINLESS STEEL SOS AU/19/U/S/16MM/SOS/456</p> <p>p21</p>	 <p>16MM</p> <p>Min cab size 300mm</p> <p>AXIX 190U COPPER SOS AU/19/U/COP/16MM/SOS/556</p> <p>p21</p>	 <p>16MM</p> <p>Min cab size 300mm</p> <p>AXIX 190U GUNMETAL SOS AU/19/U/GM/16MM/SOS/656</p> <p>p21</p>	 <p>16MM</p> <p>Min cab size 300mm</p> <p>AXIX 190U GOLD BRASS SOS AU/19/U/GB/16MM/SOS/756</p> <p>p21</p>
 <p>26MM</p> <p>Min cab size 300mm</p> <p>AXIX 210U STAINLESS STEEL QG AU/21/U/S/26MM/QG/459</p> <p>p22</p>	 <p>26MM</p> <p>Min cab size 300mm</p> <p>AXIX 210U COPPER QG AU/21/U/COP/26MM/QG/559</p> <p>p22</p>	 <p>26MM</p> <p>Min cab size 300mm</p> <p>AXIX 210U GUNMETAL QG AU/21/U/GM/26MM/QG/659</p> <p>p22</p>	 <p>26MM</p> <p>Min cab size 300mm</p> <p>AXIX 210U GOLD BRASS QG AU/21/U/GB/26MM/QG/759</p> <p>p22</p>
 <p>16MM</p> <p>Min cab size 500mm</p> <p>AXIXUNO 450U STAINLESS STEEL SOS AU/45/U/S/16MM/SOS/450</p> <p>p23</p>	 <p>16MM</p> <p>Min cab size 500mm</p> <p>AXIXUNO 450U COPPER SOS AU/45/U/COP/16MM/SOS/550</p> <p>p23</p>	 <p>16MM</p> <p>Min cab size 500mm</p> <p>AXIXUNO 450U GUNMETAL SOS AU/45/U/GM/16MM/SOS/650</p> <p>p23</p>	 <p>16MM</p> <p>Min cab size 500mm</p> <p>AXIXUNO 450U GOLD BRASS SOS AU/45/U/GB/16MM/SOS/750</p> <p>p23</p>
 <p>26MM</p> <p>Min cab size 500mm</p> <p>AXIXUNO 450U STAINLESS STEEL QG AU/45/U/S/26MM/QG/451</p> <p>p23</p>	 <p>26MM</p> <p>Min cab size 500mm</p> <p>AXIXUNO 450U COPPER QG AU/45/U/COP/26MM/QG/551</p> <p>p23</p>	 <p>26MM</p> <p>Min cab size 500mm</p> <p>AXIXUNO 450U GUNMETAL QG AU/45/U/GM/26MM/QG/651</p> <p>p23</p>	 <p>26MM</p> <p>Min cab size 500mm</p> <p>AXIXUNO 450U GOLD BRASS QG AU/45/U/GB/26MM/QG/751</p> <p>p23</p>
 <p>16MM</p> <p>Min cab size 600mm</p> <p>AXIXUNO 500U STAINLESS STEEL SOS AU/50/U/S/16MM/SOS/452</p> <p>p24</p>	 <p>16MM</p> <p>Min cab size 600mm</p> <p>AXIXUNO 500U COPPER SOS AU/50/U/COP/16MM/SOS/552</p> <p>p24</p>	 <p>16MM</p> <p>Min cab size 600mm</p> <p>AXIXUNO 500U GUNMETAL SOS AU/50/U/GM/16MM/SOS/652</p> <p>p24</p>	 <p>16MM</p> <p>Min cab size 600mm</p> <p>AXIXUNO 500U GOLD BRASS SOS AU/50/U/GB/16MM/SOS/752</p> <p>p24</p>
 <p>26MM</p> <p>Min cab size 600mm</p> <p>AXIXUNO 500U STAINLESS STEEL QG AU/50/U/S/26MM/QG/453</p> <p>p24</p>	 <p>26MM</p> <p>Min cab size 600mm</p> <p>AXIXUNO 500U COPPER QG AU/50/U/COP/26MM/QG/553</p> <p>p24</p>	 <p>26MM</p> <p>Min cab size 600mm</p> <p>AXIXUNO 500U GUNMETAL QG AU/50/U/GM/26MM/QG/653</p> <p>p24</p>	 <p>26MM</p> <p>Min cab size 600mm</p> <p>AXIXUNO 500U GOLD BRASS QG AU/50/U/GB/26MM/QG/753</p> <p>p24</p>

























 <p>16MM</p> <p>Min cab size 800mm</p> <p>AXIXUNO 700U STAINLESS STEEL SOS AU/70/U/S/16MM/SOS/454</p> <p>p25</p>	 <p>16MM</p> <p>Min cab size 800mm</p> <p>AXIXUNO 700U COPPER SOS AU/70/U/COP/16MM/SOS/554</p> <p>p25</p>	 <p>16MM</p> <p>Min cab size 800mm</p> <p>AXIXUNO 700U GUNMETAL SOS AU/70/U/GM/16MM/SOS/654</p> <p>p25</p>	 <p>16MM</p> <p>Min cab size 800mm</p> <p>AXIXUNO 700U GOLD BRASS SOS AU/70/U/GB/16MM/SOS/754</p> <p>p25</p>
 <p>26MM</p> <p>Min cab size 800mm</p> <p>AXIXUNO 700U STAINLESS STEEL QG AU/70/U/S/26MM/QG/455</p> <p>p25</p>	 <p>26MM</p> <p>Min cab size 800mm</p> <p>AXIXUNO 700U COPPER QG AU/70/U/COP/26MM/QG/555</p> <p>p25</p>	 <p>26MM</p> <p>Min cab size 800mm</p> <p>AXIXUNO 700U GUNMETAL QG AU/70/U/GM/26MM/QG/655</p> <p>p25</p>	 <p>26MM</p> <p>Min cab size 800mm</p> <p>AXIXUNO 700U GOLD BRASS QG AU/70/U/GB/26MM/QG/755</p> <p>p25</p>
 <p>16MM</p> <p>Min cab size 600mm</p> <p>AXIXUNO SET A - 355U & 150U STAINLESS STEEL AU/3515-400/U/S/16MM/SOS/457</p> <p>p26</p>	 <p>16MM</p> <p>Min cab size 600mm</p> <p>AXIXUNO SET A - 355U & 150U COPPER AU/3515-400/U/COP/16MM/SOS/557</p> <p>p26</p>	 <p>16MM</p> <p>Min cab size 600mm</p> <p>AXIXUNO SET A - 355U & 150U GUNMETAL AU/3515-400/U/GM/16MM/SOS/657</p> <p>p26</p>	 <p>16MM</p> <p>Min cab size 600mm</p> <p>AXIXUNO SET A - 355U & 150U GOLD BRASS AU/3515-400/U/GB/16MM/SOS/757</p> <p>p26</p>
 <p>16MM</p> <p>Min cab size 600mm</p> <p>AXIXUNO SET B - 355U & 150U STAINLESS STEEL AU/3515-300/U/S/16MM/SOS/458</p> <p>p27</p>	 <p>16MM</p> <p>Min cab size 600mm</p> <p>AXIXUNO SET B - 355U & 150U COPPER AU/3515-300/U/COP/16MM/SOS/558</p> <p>p27</p>	 <p>16MM</p> <p>Min cab size 600mm</p> <p>AXIXUNO SET B - 355U & 150U GUNMETAL AU/3515-300/U/GM/16MM/SOS/658</p> <p>p27</p>	 <p>16MM</p> <p>Min cab size 600mm</p> <p>AXIXUNO SET B - 355U & 150U GOLD BRASS AU/3515-300/U/GB/16MM/SOS/758</p> <p>p27</p>
 <p>Min cab size 300mm</p> <p>ZENUNO 180U ZU/18/U/S/017</p> <p>p30</p>	 <p>Min cab size 400mm</p> <p>ZENUNO 340U ZU/34/U/S/018</p> <p>p31</p>	 <p>Min cab size 400mm</p> <p>ZENUNO 340U DEEP ZU/34/U/D/S/70</p> <p>p32</p>	 <p>Min cab size 450mm</p> <p>ZENUNO 400U ZU/40/U/S/019</p> <p>p33</p>
 <p>Min cab size 450mm</p> <p>ZENUNO 400U DEEP ZU/40/U/D/S/071</p> <p>p34</p>	 <p>Min cab size 500mm</p> <p>ZENUNO 450U ZU/45/U/S/020</p> <p>p35</p>	 <p>Min cab size 600mm</p> <p>ZENUNO 500U ZU/50/U/S/021</p> <p>p36</p>	 <p>Min cab size 600mm</p> <p>ZENUNO 500U DEEP ZU/50/U/D/S/074</p> <p>p37</p>

























 Min cab size 600mm ZENUNO 500U OSW ZU/50/U/S/OSW/061 p38	 Min cab size 800mm ZENUNO 700U ZU/70/U/S/023 p39	 Min cab size 800mm ZENUNO 700U OSW ZU/70/U/S/OSW/062 p40	 Min cab size 600mm ZENDUO 340/180U ZD/3418/U/S/BBL/022 p41
 Min cab size 600mm ZENDUO 180/340U ZD/1834/U/S/BBR/024 p41	 Min cab size 800mm ZENDUO 550/180U ZD/5518/U/S/BBL/028 p42	 Min cab size 800mm ZENDUO 180/550U ZD/1855/U/S/BBR/029 p42	 Min cab size 1000mm ZENDUO 700/180U ZD/7018/U/D/S/072 p43
 Min cab size 800mm ZENDUO 340/340U ZD/3434/U/S/075 p44	 Min cab size 900mm ZENDUO 400/400U ZD/4040/U/S/025 p45	 Min cab size 900mm ZENDUO 415/415U DEEP ZD/4141/U/D/S/073 p46	 Min cab size 1000mm ZENTRIO 340/180/340U ZT/341834/U/S/115 p47
 Min cab size 800mm ZENUNO 675U CURVE ZU/675/U/S/200 p48	 Min cab size 300mm ZEN 15 ZU/20/U15/S/086 p50	 Min cab size 400mm ZENUNO15 340U ZU/34/U15/S/087 p51	 Min cab size 450mm ZENUNO15 400U ZU/40/U15/S/080 p52
 Min cab size 600mm ZENUNO15 500U ZU/50/U15/S/088 p53	 Min cab size 600mm ZENUNO15 500U OSW ZU/50/U15/S/OSW/066 p54	 Min cab size 600mm ZENUNO15 550U ZU/55/U15/S/081 p55	 Min cab size 600mm ZENUNO15 550U DEEP ZU/55/U15/D/S/078 p56
 Min cab size 800mm ZENUNO15 700U ZU/70/U15/S/083 p57	 Min cab size 800mm ZENUNO15 700U OSW ZU/70/U15/S/OSW/067 p58	 Min cab size 800mm ZENUNO15 700U DEEP ZU/70/U15/D/S/077 p59	 Min cab size 600mm ZENDUO15 340/180U ZD/3418/U15/S/BBL/085 p60

























 Min cab size 600mm ZENDUO15 180/340U ZD/1834/U15/S/BBR/082 p60	 Min cab size 900mm ZENDUO15 550/200U ZD/5520/U15/S/BBL/150 p61	 Min cab size 900mm ZENDUO15 200/550U ZD/2055/U15/S/BBR/151 p61	 Min cab size 900mm ZENDUO15 400/400U ZD/4040/U15/S/084 p62
 Min cab size 450mm ZEN15 PVD ZU/40/U15/COP/600 p64	 Min cab size 450mm ZENUNO15 400U - GUNMETAL ZU/40/U15/GM/601 p64	 Min cab size 450mm ZENUNO15 400U - GOLD BRASS ZU/40/U15/GB/606 p64	 Min cab size 600mm ZENUNO15 500U - COPPER ZU/50/U15/COP/602 p65
 Min cab size 600mm ZENUNO15 500U - GUNMETAL ZU/50/U15/GM/603 p65	 Min cab size 600mm ZENUNO15 500U - GOLD BRASS ZU/50/U15/GB/607 p65	 Min cab size 800mm ZENUNO15 700U - COPPER ZU/70/U15/COP/604 p66	 Min cab size 800mm ZENUNO15 700U - GUNMETAL ZU/70/U15/GM/605 p66
 Min cab size 800mm ZENUNO15 700U - GOLD BRASS ZU/70/U15/GB/608 p66	 Min cab size 600mm ZEN IF ZD/310/180 I-F BBL ZD/3118/IF/S/BBL/006 p68	 Min cab size 600mm ZENDUO 180/310 I-F BBR ZD/1831/IF/S/BBR/005 p68	 Min cab size 500mm ZENUNO 45 I-F DEEP ZU/45/IF/D/S/045 p69
 Min cab size 500mm ZENUNO 5 I-F BBL ZU/5/IF/S/BBL/039 p70	 Min cab size 500mm ZENUNO 5 I-F BBR ZU/5/IF/S/BBR/026 p70	 Min cab size 800mm ZENUNO 70 I-F DEEP BBL ZU/70/IF/D/S/BBL/040 p71	 Min cab size 800mm ZENUNO 70 I-F DEEP BBR ZU/70/IF/D/S/BBR/041 p71
 Min cab size 600mm ZENDUO 6 I-F BBL ZD/6/IF/S/BBL/038 p72	 Min cab size 600mm ZENDUO 6 I-F BBR ZD/6/IF/S/BBR/027 p72	 Min cab size 450mm ZEN15 IF ZU/40/IF/U15/S/089 p74	 Min cab size 600mm ZENUNO15 500 I-F ZU/50/IF/U15/S/090 p75

















 Min cab size 800mm	 Min cab size 500mm	 Min cab size 500mm	 Min cab size 600mm
ZENUNO15 700 I-F ZU/70/IF/U15/S/099 p76	ZENUNO15 5 I-F BBL ZU/5/IF/U15/S/BBL/153 p77	ZENUNO15 5 I-F BBR ZU/5/IF/U15/S/BBR/152 p77	ZENUNO15 55 I-F BBL ZU/55/IF/U15/S/BBL/156 p78
 Min cab size 600mm	 Min cab size 600mm	 Min cab size 600mm	 Min cab size 800mm
ZENUNO15 55 I-F BBR ZU/55/IF/U15/S/BBR/157 p78	ZENDUO15 6 I-F BBL ZD/6/IF/U15/S/BBL/155 p79	ZENDUO15 6 I-F BBR ZD/6/IF/U15/S/BBR/154 p79	ZENDUO15 34/34 IF BBL ZD/3434/IF/U15/S/BBL/158 p80
 Min cab size 800mm	 Min cab size 600mm	 Min cab size 900mm	 Min cab size 1000mm
ZENUNO15 34/34 IF BBR ZD/3434/IF/U15/S/BBR/159 p80	ZENUNO15 550U XXL DEEP ZU/55/U15/D/S/XXL/501 p82	ZENUNO15 750U XXL DEEP ZU/75/U15/D/S/XXL/502 p83	ZENUNO15 550/340U XXL DEEP ZD/5534/U15/D/S/XXL/503 p84
 Min cab size 1000mm	 Min cab size 800mm	 Min cab size 500mm	 Min cab size 900mm
ZENUNO15 340/550U XXL DEEP ZD/3455/U15/D/S/XXL/504 p84	ZENUNO15 600U BELFAST ZU/600/15/BEL/S/860 p86	ZENUNO10 400 OPTIONS ZUO/40/U10/S/180 p89	ZENUNO10 800 OPTIONS ZUO/80/U10/S/181 p90
 Min cab size 1200mm	 Min cab size 800mm	 BAND - A	 BAND - A
ZENUNO10 1100 OPTIONS ZDO/1100/U10/S/REV/182 p91	ZENUNO10 700 OPTIONS ZUO/700/U10/S/REV/183 p92	COLANDER HOLDER INC BOWL AC-ZENOPT-COL p93	CHOPPING BOARD AC-ZENOPT-CB p93
 BAND - A	 BAND - B	 BAND - B	 BAND - B
LARGE GARNISH BOARD INC 6 POTS AC-ZENOPT-GB-LG p93	SMALL GARNISH BOARD INC 3 POTS AC-ZENOPT-GB-MD p94	SMALL GARNISH BOARD INC 2 POTS AC-ZENOPT-GB-SM p94	DRAINER WITH BARS 280MM AC-ZENOPT-DR-LG p94























 BAND - B	 Min cab size 450mm	 Min cab size 450mm	 Min cab size 450mm
DRAINER WITH BARS 180MM AC-ZENOPT-DR-SM p94	ZENUNO34 IF ACCESSIBLE BBL ZU/34/IF/U15/S/BBL/160 p96	ZENUNO34 IF ACCESSIBLE BBR ZU/34/IF/U15/S/BBR/161 p96	ACCESSORY TROUGH 900 SS AC-CHAN/900/S/201 p98
 Min cab size 450mm	 Min cab size 450mm	 Min cab size 450mm	 Min cab size 450mm
ACC TROUGH 900 COPPER AC-CHAN/900/S/203 p98	ACC TROUGH 900 GUNMETAL AC-CHAN/900/GM/205 p98	ACC TROUGH 900 GOLD BRASS AC-CHAN/900/GB/207 p98	ACCESSORY TROUGH 1200 SS AC-CHAN/1200/S/202 p99
 Min cab size 450mm	 Min cab size 450mm	 Min cab size 450mm	 Min cab size 450mm
ACC TROUGH 1200 COPPER AC-CHAN/1200/COP/204 p99	ACC TROUGH 1200 GUNMETAL AC-CHAN/1200/GM/206 p99	ACC TROUGH 1200 GOLD BRASS AC-CHAN/1200/GB/208 p99	TROUGH ACCESSORIES PACK 1 AC-CHAN-PACK1 SS / COP / GM / GB p100
 Min cab size 450mm	 Min cab size 450mm	 Min cab size 300mm	 Min cab size 300mm
TROUGH ACCESSORIES PACK 2 AC-CHAN-PACK2 SS / COP / GM / GB p100	TROUGH ACCESSORIES PACK 3 AC-CHAN-PACK3 p100	LUXSOPLUS LPU/16/U25/S/350 p102	LUXSOPLUS LPU/18/U25/S/351 p103
 Min cab size 400mm	 Min cab size 500mm	 Min cab size 600mm	 Min cab size 800mm
LUXSOPLUS LPU/34/U25/S/352 p104	LUXSOPLUS LPU/45/U25/S/353 p105	LUXSOPLUS LPU/50/U25/S/354 p106	LUXSOPLUS LPU/70/U25/S/355 p107
 Min cab size 600mm	 Min cab size 600mm	 Min cab size 600mm	 Min cab size 600mm
LUXSOPLUS LPU/34/U25/S/BBL/357 p108	LUXSOPLUS LPU/1634/U25/S/BBR/356 p108	LUXSOPLUS LPU/3418/U25/S/BBL/359 p109	LUXSOPLUS LPU/1834/U25/S/BBR/358 p109

 Min cab size 800mm	 Min cab size 800mm	 Min cab size 800mm	 Min cab size 1000mm
LUXSODUPLUS25 500/180U BBL LPD/5018/U25/S/BBL/361 p110	LUXSODUPLUS25 180/500U BBR LPD/1850/U25/S/BBR/360 p110	LUXSODUPLUS25 340/340U LPD/3434/U25/S/362 p111	LUXSODUPLUS25 450/450U LPD/4545/U25/S/363 p112
ETRO  Min cab size 300mm	 Min cab size 400mm	 Min cab size 450mm	 Min cab size 600mm
ETROUNO 170U EU/17/U/MS/034 p114	ETROUNO 340U EU/34/U/MS/035 p115	ETROUNO 400U EU/40/U/MS/036 p116	ETROUNO 550U EU/55/U/MS/037 p117
 Min cab size 600mm	 Min cab size 600mm	 Min cab size 600mm	 Min cab size 800mm
ETRODUO 589/450U REV ED/5845/U/MS/REV/031 p118	ETRODUO 589/450U BBL ED/5845/U/MS/BBL/032 p118	ETRODUO 589/450U BBR ED/5845/U/MS/BBR/033 p118	ETRODUO 781/450U BBL ED/7845/U/MS/ BBL/100 p119
 Min cab size 800mm	 Min cab size 900mm	 Min cab size 900mm	 Min cab size 800mm
ETRODUO 781/450U BBR ED/4578/U/MS/BBR/101 p119	ETRODUO 535/191U BBL ED/5319/U/MS/BBL/103 p120	ETRODUO 191/535U BBR ED/1953/U/MS/BBR/104 120	ETRODUO 340/340U ED/3434/U/MS/105 p121
 Min cab size 1000mm	RAZOR10  Min cab size 500mm	 Min cab size 500mm	 Min cab size 600mm
ETROTRIO 960/450U ET/9645/U/MS/102 p122	RAZORUNO10 5 IF BBL RU/5/IF/U10/S/BBL/250 p124	RAZORUNO10 5 IF BBR RU/5/IF/U10/S/BBR/251 p124	RAZORUNO10 55 IF BBL RU/55/IF/U10/S/BBL/252 p125
 Min cab size 600mm	 Min cab size 600mm	 Min cab size 600mm	FORZA  Min cab size 500mm
RAZORUNO10 55 IF BBR RU/55/IF/U10/S/BBR/253 p125	RAZORDUO10 6 IF BBL RD/6/IF/U10/S/BBL/254 p126	RAZORDUO10 6 IF BBR RD/6/IF/U10/S/BBR/255 p126	FORZAUNO 800I BBL FU/80/I/S/BBL/401 p128

 Min cab size 500mm	 Min cab size 600mm	 Min cab size 600mm	 Min cab size 600mm
FORZAUNO 800I BBR FU/80/I/S/BBR/402 p128	FORZAUNO 100I LARGE BBL FU/100/I/S/BBL/LGE/403 p129	FORZAUNO 100I LARGE BBR FU/100/I/S/BBR/LGE/404 p129	FORZADUO 150I BBL FD/150/I/S/BBL/405 p130
 Min cab size 600mm	BORDO  Min cab size 500mm	 Min cab size 500mm	 Min cab size 800mm
FORZADUO 150I BBR FD/150/I/S/BBR/406 p130	BORDOUNO 800I BBL BU/80/I/S/BBL/420 p132	BORDOUNO 800I BBR BU/80/I/S/BBR/421 p132	BORDOUNO 100I LARGE BBL BU/100/I/S/BBL/LGE/422 p133
 Min cab size 800mm	 Min cab size 600mm	 Min cab size 600mm	VELORE  Min cab size 500mm
BORDOUNO 100I LARGE BBR BU/100/I/S/BBR/LGE/423 p133	BORDODUO 150I BBL BD/150/I/S/BBL/424 p134	BORDODUO 150I BBR BD/150/I/S/BBR/425 p134	VELOREUNO 860I VU/86/I/P/REV/047 p136
 Min cab size 600mm	 Min cab size 600mm	PURQUARTZ BLADE  Min cab size 450mm	 Min cab size 600mm
VELOREUNO 100I LARGE VU/100/I/P/REV/LGE/050 p137	VELOREDUO 100I VD/100/I/P/REV/048 p138	BLADEUNO 860I BLU/86/I/PQ/REV/ BL/900 CH/901 CO/902 GR/903 MO/904 WH/905 p140	BLADEUNO 100I LARGE BLU/100/I/PQ/REV/LGE/ BL/910 CH/911 CO/912 GR/913 MO/914 WH/915 p141
 Min cab size 600mm	PURQUARTZ SHARD  Min cab size 600mm	 Min cab size 600mm	 Min cab size 600mm
BLADEDUO 150I BLD/150/I/PQ/REV/ BL/920 CH/921 CO/922 GR/923 MO/924 WH/925 p142	SHARDDUO 615I SD/615/I/PQ/REV/ BL/800 WH/801 GR/802 CH/803 MO/804 CO/805 p144	SHARDUNO 100I Large SU/100/I/PQ/REV/ BL/810 WH/811 GR/812 CH/813 MO/814 CO/815 p145	SHARDDUO 150I SD/150/I/PQ/REV/ BL/820 WH/821 GR/822 CH/823 MO/824 CO/825 p146
PURQUARTZ CAVA  Min cab size 600mm	 Min cab size 800mm	 Min cab size 600mm	ARGILLA FIRECLAY  Min cab size 300mm
CAVAUNO 469U CU/46/U/PQ/ BL/700 WH/701 GR/702 CH/703 MO/704 CO/705 p148	CAVAUNO 720U CU/72/U/PQ/ BL/710 WH/711 GR/712 CH/713 MO/714 CO/715 p149	CAVADUO 335/155U CD/335/U/PQ/REV/ BL/720 WH/72 GR/722 CH/723 MO/724 CO/725 p150	ARGILLA FIRECLAY 250 FCU/250/WH/851 p152

 <p>Min cab size 500mm</p>			<p>ETRO CERAMIC</p>  <p>Min cab size 600mm</p>
<p>ARGILLA FIRECLAY 450 FCU/450/WH/852</p> <p>p153</p>	<p>ARGILLA FIRECLAY 800 FCD/800/WH/853</p> <p>p154</p>	<p>ARGILLA FIRECLAY BELFAST 595 FCU/595/BEL/WH/850</p> <p>p155</p>	<p>ETRODUO 343/136UC ED/3413/U/C/091-WH</p> <p>p158</p>
<p>TAPS</p>  <p>FONTAINE</p> <p>Chrome FON/01/CH</p> <p>p160</p>	 <p>COURBE</p> <p>COU/01/CH COU/02/BS COU/04/COP</p> <p>COU/05/GM COU/06/GB COU/07/MB COU/08/BGB</p> <p>p161</p>	 <p>CASCATA</p> <p>Chrome CAS/01/CH Brushed Steel CAS/02/BS</p> <p>Matte Black COU/07/MB</p> <p>p162</p>	 <p>PLUIE</p> <p>Chrome PLU/01/CH</p> <p>Brushed Steel PLU/02/BS</p> <p>p163</p>
 <p>DAVANTI</p> <p>Chrome DAV/01/CH</p> <p>Brushed Steel DAV/02/BS</p> <p>p164</p>	 <p>CURVATO</p> <p>Chrome CUR/01/CH</p> <p>Brushed Steel CUR/02/BS</p> <p>p165</p>	 <p>RUSCELLO</p> <p>Chrome RUS/01/CH</p> <p>Brushed Steel RUS/02/BS</p> <p>p166</p>	 <p>1810XXX</p> <p>Chrome SEN/01/CH</p> <p>Brushed Steel SEN/02/BS</p> <p>p167</p>
 <p>PENDENZA</p> <p>Chrome PEN/01/CH</p> <p>Brushed Steel PEN/02/BS</p> <p>p168</p>	 <p>DAVANTI PULL OUT SPRAY</p> <p>Chrome DAV-P/01/CH</p> <p>Brushed Steel DAV-P/02/BS</p> <p>p169</p>	 <p>GRANDE</p> <p>Chrome GRA/01/CH</p> <p>Brushed Steel GRA/02/BS</p> <p>p170</p>	 <p>VERSARE</p> <p>Chrome VER/01/CH</p> <p>Brushed Steel VER/02/BS</p> <p>p171</p>
 <p>FINIRE KNURLD TWO HOLE</p> <p>FIN/01/CH FIN/02/BS FIN/04/COP</p> <p>FIN/05/GM FIN/06/GB FIN/07/MB</p> <p>FIN/08/BGB</p> <p>p172</p>	 <p>FINIRE KNURLD HANDLE</p> <p>FIN/01/CH/HANDLE FIN/02/BS/HANDLE FIN/04/COP/HANDLE FIN/05/GM/HANDLE</p> <p>FIN/06/GB/HANDLE FIN/07/MB/HANDLE FIN/08/BGB/HANDLE</p> <p>p172</p>	 <p>AERO</p> <p>Chrome AER/01/CH Brushed Steel AER/02/BS</p> <p>Copper AER/04/COP Gunmetal AER/05/GM</p> <p>Gold Brass AER/06/GB</p> <p>p173</p>	 <p>NOVANTA</p> <p>Chrome NOV/01/CH</p> <p>Brushed Steel NOV/02/BS</p> <p>p174</p>
 <p>SPIRALE SPRING</p> <p>Chrome SPI-SPR/01/CH Brushed Steel SPI-SPR/02/BS Copper SPI-SPR/04/COP Gunmetal SPI-SPR/05/GM Gold Brass SPI-SPR/06/GB Matte Black SPI-SPR/07/MB Brushed Gold Brass SPI-SPR/08/BGB</p> <p>p175</p>	 <p>SPIRALE FLEXIBLE SPOUT KNURLD</p> <p>Chrome SPI-KNR/01/CH Brushed Steel SPI-KNR/02/BS Copper SPI-KNR/04/COP Gunmetal SPI-KNR/05/GM Gold Brass SPI-KNR/06/GB Matte Black SPI-KNR/07/MB Brushed Gold Brass SPI-KNR/08/BGB</p> <p>p176</p>	 <p>SPIRALE</p> <p>Chrome SPI/01/CH Brushed Steel SPI/02/BS Copper SPI/04/COP Gunmetal SPI/05/GM Gold Brass SPI/06/GB Matte Black SPI/07/MB Brushed Gold Brass SPI/08/BGB</p> <p>p177</p>	 <p>SPRUZZO</p> <p>Chrome SPR/01/CH</p> <p>Brushed Steel SPR/02/BS</p> <p>p179</p>

 <p>CURVATO TRIO</p> <p>Chrome CUR/01/CH-TRIO</p> <p>Brushed Steel CUR/02/BS-TRIO</p> <p>p180</p>	<p>PURQUARTZ TAPS</p>  <p>1810 XXX purquartz</p> <p>SEN/01/CH/PQ-BL SEN/01/CH/PQ-GR SEN/01/CH/PQ-CO</p> <p>SEN/01/CH/PQ-CH SEN/01/CH/PQ-WH SEN/01/CH/PQ-MO</p> <p>p182</p>	 <p>COURBE DUO purquartz</p> <p>COU-DUO/01/CH/PQ-BL</p> <p>p183</p>	 <p>COURBE DUO purquartz</p> <p>COU-DUO/01/CH/PQ-WH</p> <p>p184</p>
 <p>COURBE CHROME purquartz</p> <p>COU/01/CH/PQ-BL COU/01/CH/PQ-GR COU/01/CH/PQ-CO</p> <p>COU/01/CH/PQ-CH COU/01/CH/PQ-WH COU/01/CH/PQ-MO</p> <p>p185</p>	 <p>CASCATA CHROME purquartz</p> <p>CAS/01/CH/PQ-BL CAS/01/CH/PQ-GR CAS/01/CH/PQ-CO</p> <p>CAS/01/CH/PQ-CH CAS/01/CH/PQ-WH CAS/01/CH/PQ-MO</p> <p>p186</p>	 <p>COURBE COPPER purquartz</p> <p>COU/04/COP/PQ-BL COU/04/COP/PQ-GR COU/04/COP/PQ-CO</p> <p>COU/04/COP/PQ-CH COU/04/COP/PQ-WH COU/04/COP/PQ-MO</p> <p>p187</p>	 <p>CASCATA COPPER purquartz</p> <p>CAS/04/COP/PQ-BL CAS/04/COP/PQ-GR CAS/04/COP/PQ-CO</p> <p>CAS/04/COP/PQ-CH CAS/04/COP/PQ-WH CAS/04/COP/PQ-MO</p> <p>p188</p>
 <p>COURBE GOLD BRASS purquartz</p> <p>COU/06/GB/PQ-BL COU/06/GB/PQ-GR COU/06/GB/PQ-CO</p> <p>COU/06/GB/PQ-CH COU/06/GB/PQ-WH COU/06/GB/PQ-MO</p> <p>p189</p>	 <p>CASCATA GOLD BRASS purquartz</p> <p>CAS/06/GB/PQ-BL CAS/06/GB/PQ-GR CAS/06/GB/PQ-CO</p> <p>CAS/06/GB/PQ-CH CAS/06/GB/PQ-WH CAS/06/GB/PQ-MO</p> <p>p190</p>	 <p>RODEZ TWIN LEVER SINGLE</p> <p>ROD/01/CH ROD/02/BS ROD/04/COP</p> <p>ROD/05/GM ROD/06/GB ROD/07/MB</p> <p>ROD/08/BGB</p> <p>p192</p>	 <p>MOULINS CLASSIC BRIDGE MIXER</p> <p>MOU/01/CH MOU/02/BS MOU/04/COP</p> <p>MOU/05/GM MOU/06/GB MOU/07/MB</p> <p>MOU/08/BGB</p> <p>p193</p>
 <p>HENRY HOLT SINGLE LEVER</p> <p>HH-SL/01/CH HH-SL/02/BS HH-SL/04/COP HH-SL/05/GM</p> <p>HH-SL/06/GB HH-SL/07/MB HH-SL/08/BGB</p> <p>p196</p>	 <p>HENRY HOLT TWIN LEVER</p> <p>HH-TL/01/CH HH-TL/02/BS HH-TL/04/COP HH-TL/05/GM</p> <p>HH-TL/06/GB HH-TL/07/MB HH-TL/08/BGB</p> <p>p197</p>	 <p>HENRY HOLT BRIDGE MIXER</p> <p>HH-BM/01/CH HH-BM/02/BS HH-BM/04/COP HH-BM/05/GM</p> <p>HH-BM/06/GB HH-BM/07/MB HH-BM/08/BGB</p> <p>p198</p>	 <p>HENRY HOLT WALL MOUNTED</p> <p>HH-WM/01/CH HH-WM/02/BS HH-WM/04/COP HH-WM/05/GM</p> <p>HH-WM/06/GB HH-WM/07/MB HH-WM/08/BGB</p> <p>p199</p>
 <p>INTEGRATED SOAP DISPENSER</p> <p>AC-SOAP/01/CH AC-SOAP/02/BS AC-SOAP/04/COP AC-SOAP/05/GM</p> <p>AC-SOAP/06/GB AC-SOAP/07/MB AC-SOAP/08/BGB</p> <p>p202</p>	 <p>WASTE BIN Model WSB 30 LITRE</p> <p>1810 Code WSB/30/3X10/099</p> <p>p203</p>	 <p>WASTE BIN Model WSB 40 LITRE</p> <p>1810 Code WSB/40/1x20-2x10/098</p> <p>p204</p>	 <p>CURVATO TRIO REPLACEMENT FILTER AC-FILTER</p> <p>p205</p>
 <p>MOBILE DRAINER FOR MODELS ZD/1831/IF/BBR & ZD/3118/IF/BBL AC-ZEN-IF-MD</p> <p>300mm 280mm 450mm 490mm</p> <p>Height - 25mm Lip - 20mm</p> <p>p206</p>	 <p>MOBILE DRAINER LARGE AC-ZEN-LGE-MD</p> <p>400mm 380mm 375mm 415mm</p> <p>Height - 25mm Lip - 20mm</p> <p>p207</p>	 <p>MOBILE DRAINER MEDIUM AC-ZEN-MDM-MD</p> <p>335mm 315mm 375mm 415mm</p> <p>Height - 25mm Lip - 20mm</p> <p>p208</p>	 <p>MOBILE DRAINER MEDIUM FOR TOP MOUNT AC-ZEN-MDM-MD/TOP</p> <p>335mm 315mm 390mm 430mm</p> <p>Height - 25mm Lip - 20mm</p> <p>p209</p>

 ZEN COLANDR DRAINER STAINLESS STEEL AC-ZEN-COL-SS	 ZEN COLANDR DRAINER COPPER AC-ZEN-COL-COP	 ZEN COLANDR DRAINER GUNMETAL AC-ZEN-COL-GM	 ZEN COLANDR DRAINER GOLD BRASS AC-ZEN-COL-GB
 ZEN COLANDR AC-ZEN-CS	 ZEN GLASS CHOPPING BOARD AC-ZEN-GCB	 STEEL BASKET/ETRO/ VELORE AC-UNI-SWB	 BASKET STRAINER - WASTE PLUG AC-BSW-PLUG
 WASTE TIDY Stainless Steel AC-UNI-TIDY-SS Copper AC-UNI-TIDY-COP	 BASKET STRAINER WASTE WITH O-FLOW AC-BSW-O	 BASKET STRAINER WASTE O-FLOW-FOR SOLID SURFACE AC-BSW-O-SOS	 MINI-BASKET STRAINER WASTE FOR SOLID SURFACE AC-BSW-MINI-SOS
 POP-UP BASKET STRAINER WASTE CHROME AC-BSW-PU	 BASKET STRAINER WASTE WITH O-FLOW - COPPER AC-BSW-COP ALSO AVAILABLE IN GUNMETAL - AC-BSW-GM GOLD BRASS - AC-BSW-GB	 WASTE KIT WITH OVERFLOW AND LOZENGE - COPPER AC-BSW-PACK1-COP ALSO AVAILABLE IN GUNMETAL - AC-BSW-PACK1-GM GOLD BRASS - AC-BSW-PACK1-GB	 WASTE KIT FOR CERAMIC SINK - COPPER AC-BSW-PACK2-COP AVAILABLE IN GUNMETAL - AC-BSW-PACK2-GM GOLD BRASS - AC-BSW-PACK2-GB
 WASTE KIT WITH O-FLOW - PVD COPPER AC-BSW-PACK1-PVD-COP ALSO AVAILABLE IN GUNMETAL - AC-BSW-PACK1-PVD-GM GOLD BRASS - AC-BSW-PACK1-PVD-GB	 BASKET STRAINER WASTE FOR BELFAST SINK (PLUG STYLE) AC-BSW-BEL	 BASKET STRAINER WASTE FOR FIRECLAY BELFAST SINK AC-BSW-FC-SS ALSO AVAILABLE IN COPPER - AC-BSW-FC-COP GUNMETAL - AC-BSW-FC-GM GOLD BRASS - AC-BSW-FC-GB	 BASKET STRAINER WASTE FOR FIRECLAY SINK AC-BSW-FC-SS AVAILABLE IN COPPER - AC-BSW-FC-COP GUNMETAL - AC-BSW-FC-GM GOLD BRASS - AC-BSW-FC-GB
 MAXIMISER PLUMBING KIT MPK1-2	 COMPACT PLUMBING KIT CPK1-2	<h3>Errors and Omissions.</h3> <p>Although every precaution is taken with the content of this brochure, errors can occur.</p> <p>If you find an error, please contact us at: sales@the1810company.co.uk</p>	

BASE UNIT SIZE GUIDE			
AXIX RANGE / STAINLESS STEEL / COPPER / GUNMETAL	MIN CAB SIZE (MM)	ACCESSIBLE / STAINLESS STEEL	MIN CAB SIZE (MM)
AXIXUNO 190U	300	ZENUNO34 IF ACCESSIBLE BBL + BBR	450
AXIX UNO 210U	300		
AXIXUNO 450U	500	LUXSOPLUS / STAINLESS STEEL	
AXIXUNO 500U	600	LUXSOPLUSUNO25 160U	300
AXIXUNO 700U	800	LUXSOPLUSUNO25 180U	300
AXIXUNO SET A	600	LUXSOPLUSUNO25 340U	400
AXIXUNO SET B	600	LUXSOPLUSUNO25 450U	500
		LUXSOPLUSUNO25 500U	600
		LUXSOPLUSUNO25 700U	800
ZEN RANGE / STAINLESS STEEL		LUXSOPLUSDUO25 340/160U BBL + BBR	600
ZENUNO 180U	300	LUXSOPLUSDUO25 340/180U BBL + BBR	600
ZENUNO 340U / 340U DEEP	400	LUXSOPLUSDUO25 500/180U BBL + BBR	800
ZENUNO 400U / 400U DEEP	450	LUXSOPLUSDUO25 340/340U	800
ZENUNO 450U	500	LUXSOPLUSDUO25 450/450U	1000
ZENUNO 500U / 500U DEEP / 500U OSW	600		
ZENUNO 700U / 700U OSW	800	ETRO RANGE / STAINLESS STEEL	
ZENDUO 340/180U + 180/340U	600	ETROUNO 170U	300
ZENDUO 550/180U + 180/550U	800	ETROUNO 340U	400
ZENDUO 700/180U GRANDE DEEP	1000	ETROUNO 400U	450
ZENDUO 340/340U	800	ETROUNO 550U	600
ZENDUO 400/400U	900	ETRODUO 589/450U REV + BBL + BBR	600
ZENDUO 415/415U DEEP	900	ETRODUO 781/450U BBL + BBR	800
ZENTRIO 340/180/340U	1000	ETRODUO 535/191U BBL + BBR	900
ZENUNO 675U CURVE	800	ETRODUO 340/340U	800
		ETROTRIO 960/450U	1000
ZEN 15 RANGE / STAINLESS STEEL			
ZENUNO15 200U	300	RAZOR10 RANGE / STAINLESS STEEL	
ZENUNO15 340U	400	RAZORUNO10 5 IF BBL + BBR	500
ZENUNO15 400U	450	RAZORUNO10 55 IF BBL + BBR	600
ZENUNO15 500U / 500U OSW	600	RAZORDUO10 6 IF BBL + BBR	600
ZENUNO15 550U / 550U DEEP	600		
ZENUNO15 700U / 700U OSW / 700U DEEP	800	FORZA RANGE / STAINLESS STEEL	
ZENDUO15 340/180U + 15 180/340U	900	FORZADUO 150i BBL + BBR	600
ZENDUO15 550/200U + 15 200/550U	900	FORZAUNO 800i BBL + BBR	500
ZENDUO15 400/400U	900	FORZAUNO 100i BBL + BBR	600
ZEN15 PVD RANGE / COPPER / GUNMETAL			
ZENUNO15 400U - COPPER / GUNMETAL / GOLD BRASS	450	BORDO RANGE / STAINLESS STEEL	
ZENUNO15 500U - COPPER / GUNMETAL / GOLD BRASS	600	BORDOUNO 800i BBL + BBR	500
ZENUNO15 700U - COPPER / GUNMETAL / GOLD BRASS	800	BORDOUNO 100i LARGE BBL + BBR	800
		BORDODUO 150i BBL + BBR	600
ZEN I-F RANGE / STAINLESS STEEL			
ZENDUO 180/310 I-F BBR + 310/180I-F BBL	600	VELORE RANGE / STAINLESS STEEL	
ZENUNO 45 I-F DEEP	500	VELOREDUO 100i	600
ZENUNO 5 I-F BBL + BBR	500	VELOREUNO 860i	500
ZENUNO 70 I-F DEEP BBL + BBR	800	VELOREUNO 100i LARGE	600
ZENDUO 6 I-F BBL + BBR	600		
		BLADE / PURQUARTZ	
ZEN15 I-F RANGE / STAINLESS STEEL		BLADEUNO 860i	450
ZENUNO15 400 I-F	450	BLADEUNO 100i LARGE	600
ZENUNO15 500 I-F	600	BLADEUNO 150i	600
ZENUNO15 700 I-F	800		
ZENUNO15 5 I-F BBL + BBR	500	SHARD / PURQUARTZ	
ZENUNO15 55 I-F BBL + BBR	600	SHARDDUO 615i	600
ZENDUO15 6 I-F BBL + BBR	600	SHARDUNO 100i LARGE	600
ZENDUO15 34/34 IF BBL + BBR	800	SHARDDUO 150i	600
ZEN15 XXL RANGE / STAINLESS STEEL		CAVA / PURQUARTZ	
ZENUNO15 550U XXL DEEP	600	CAVAUNO 469U	600
ZENUNO15 750U XXL DEEP	900	CAVAUNO 720U	800
ZENUNO15 550/340U XXL DEEP	1000	CAVADUO 355/155U	600
ZEN10 OPTIONS / STAINLESS STEEL		ARGILLA FIREPLAY / CERAMIC	
ZENUNO10 400 OPTIONS	500	ARGILLA FIRECLAY 250	300
ZENUNO10 800 OPTIONS	900	ARGILLA FIRECLAY 450	500
ZENUNO10 1100 OPTIONS	1200		
ZENUNO10 700 OPTIONS	800	ETRO RANGE / CERAMIC	
		ETRODUO 343/136UC	600

Care & Cleaning

General care of The 1810 Company stainless steel sink and tap

Sinks

Discolouration and most marks on stainless steel are caused by water-borne deposits clinging to its surface. They are always the result of an outside source rather than coming from the steel itself. Such stains are often seen as a “rainbow-effect” and can be avoided completely by removing wet cleaning aids (cloths, containers etc.) from the sink after use so as to avoid watermarking and rust stains. One of the best ways to care for the sink is to clean it with a product called ‘Quean Clean’ (available from www.queanclean.co.uk) which can be used as required. It will also remove grease and limescale. It is helpful to dry the sink thoroughly after cleaning.

Avoid:

- (a) the use of plastic bowls for washing up, as these cause heavy localised scratching;
- (b) leaving salt, vinegar, citric fruit juices, mustard or pickles on the surface for any length of time as they can cause corrosion;
- (c) abrasive cleaners such as bleach, scourers or wire woolpads.

Taps

Care needs to be taken not to damage the tap finish – cleaning should be gentle with a rinsed soft mild soapy cloth only. If limescale is a problem around the nozzle then gentle use of a small brush with some lemon juice will help alleviate the problem –taking care to rinse away any remaining lemon juice from the tap.

Scratching – stainless steel

The surface scratches which appear on stainless steel sinks rarely have any appreciable depth and will become less noticeable with age. A stainless steel sink will develop a patina with time and will look better a year after installation than during the first few months of use due to the fact that the scratching will have evened out. All sinks manufactured in stainless steel perform in exactly the same way in this respect be they manufactured by The 1810 Company or a competitor. We recommend the use of ‘Quean Clean’ which when used regularly will assist in maintaining your sink.

We would point out that the use of a plastic washing up bowl will over time cause the development of regular abrasion marks over the sink’s surface. Inox Cream – for use on stainless steel to be used after ‘Quean Clean’. To use the Inox Cream, apply with a damp cloth (like a J-Cloth) using circular motions, allow to dry (to a white powder), then buff off with kitchen roll. The Inox Cream forms a waterproof layer on your sink, which helps the water drain off easier.

Rust Spots – stainless steel

The 1810 Company are extremely stringent in the quality and standards required from the steel suppliers. The material used is high quality stainless steel which is metallurgically incapable of rusting or corroding in normal household conditions.

It can, however, harbour ferrous particles from the water supply and these often occur with newer installations when the pipework is disturbed, or from ‘wire’ scouring pads or utensils. These filings get deposited and cling to the sink surface and unless removed will rust.

In this instance we would recommend that the sink is cleaned thoroughly using ‘Quean Clean’. This should be sprinkled onto the sink and scrubbed into a paste with a stiff nylon nailbrush (NB simply using a nylon washing up brush is not sufficient as the product needs to be worked into the ‘valleys’ of the texture of the sink), which should be left on the sink for at least thirty minutes before thoroughly rinsing off.

We would point out that unless the particles are completely removed they will return. It is therefore very important that after cleaning the sink, it is dried thoroughly.

This process needs to continue at least daily for a period of 7 to 10 days until the problem disappears. The problem is sometimes particularly obstinate to remove and it may take several attempts to restore the sink to its pristine condition.

Care & Cleaning of your CERAMICA | PURO Sink Cleaning

Your new 1810 company Ceramic Sink is a high quality product, and has an impervious surface that is resistant to most household cleaning products and chemicals. Our products are carefully tested to be sure they perform to the highest standards. Please use a damp clean cloth for general cleaning.

Should you need to remove grease, soap and water marks, a proprietary bathroom cleaner should be used. Please be sure that the products are non abrasive, as they will dull the gloss surface of the product if used. Using a diluted bleach solution twice weekly applied with a sponge or soft cloth, then rinsed thoroughly with lots of water, will maintain the surface shine and keep your sink hygienically clean.

(NB: Care should always be taken when using bleach, please read manufacturers instructions for use.) Tougher limescale deposits can usually be removed using household vinegar or similar vinegar solutions. Care should be taken when using substances containing fluoride. Always ensure that any deposits are removed immediately before they can cause damage to the sinks surface. Any stubborn marks on the surface can be removed by liquid or cream bathroom cleaner, but marks such as those caused by iron or aluminium saucepans or similar objects can be removed using specialist cleaning products such as ‘Astonish Oven and Cookware Cleaner’ which are available from most supermarkets or online at ‘www.astonishcleaners.com’.

Care

Your new sink has a glazed ceramic surface, which although very strong, can be damaged by sharp metallic objects such as cutlery. Special care must be taken not to drop metal objects onto the surface of your sink.

Care & Cleaning of your purquartz Sink

Daily cleaning may be done with any non-abrasive cleaner. After every use, rinse and wipe the sink dry with a clean, soft cloth to eliminate any water spots or soap film build-ups.

REMOVING STAINS AND MINOR SCUFF MARKS:

Normal Stains - for stains, please use a mild abrasive cleanser, along with a soft scouring pad. Stubborn Stains - A solution of 50% bleach, 50% water should only be used for tough, stubborn stains. Let the solution sit in the bottom of the sink for one hour; then scrub. Rinse well.

LUSTRE: Mineral oil applied with a damp cloth can be used to restore the lustre.

MISCELLANEOUS: To remove Calcium Deposits (a white ring around the bottom of your sink) use a lime scale cleaner.

To remove adhesive labels: use Acetone (nail polish remover).

WHAT NOT TO USE:

- (1) Do not use any abrasive cleaning agents or scrub pads, such as Steel wool
 - (2) Straight bleach
 - (3) Commercial alkalis, such as ammonia and/or caustic solutions
 - (4) Drain blocking chemicals that involve filling the sink with water
- Note: Always test any stain removers in a small, non-visible location

Care & Cleaning of your PVD sink

We would advise that the sink is cleaned after each use with soapy water. To dry, use a soft cloth or sponge. This will help prevent water spotting and mineral build-up on the surface of the sink.

- (1) Never use steel wool in or on the sink (as it may leave steel deposits on the sink, which can cause rust)
- (2) Avoid all abrasive and aggressive chemicals.
- (3) Avoid using harsh chemicals or bleaches.
- (4) Avoid prolonged contact with ordinary steel containers (eg. Tin cans) as it may rust and stain the sink
- (5) Avoid prolonged exposures to acids from fruits, fruit juices, salts, tea bags etc, as these may leave stains
- (6) Avoid leaving liquid soaps, hand sanitizing liquids etc on the surface, as these may leave stains.

Warranty Information

The 1810 Company products feature the highest degree of technology, quality and design. As a result, we are proud to offer the following warranty.

Sinks

The 1810 Company warrants its sinks to be free of manufacturing defects in material and workmanship under normal residential usage for 75 years.


Taps

All taps installed in a private residence carry a 5 year warranty on all mechanical parts to be free of manufacturing defects in material and workmanship under normal usage. All finishes carry a 5 year warranty.

General

In the event of a warranty claim the owner will be required to provide proof of purchase in the form of a sales receipt. This warranty covers all components which make the product operational. The 1810 Company, at its option, may repair or replace the product or components necessary to restore the product to good working condition. The 1810 Company reserves the right to inspect the installation prior to the actual replacement of the product or component part.

This warranty does not cover misuse or abuse, accidental damages, scuffs or scratches, improper installation, abnormal usage, negligence or damage caused by improper maintenance or cleaning. Normal wear of parts is excluded from the warranty. Damage caused by impurities or acts beyond our control are not covered. Any product or part which has been repaired or altered in any manner outside of The 1810 Company’s factory, unless previously authorised in writing by The 1810 Company, will void warranty. Any replacement excludes transportation and any labour re-installation costs.



SA37284 / Product Range 2021_v15
Design by weareable.uk.com

Head Office

Units 14-16 Bromfield Industrial Estate
Queens Lane Mold CH7 1JR

t. +44 (0) 1978 660 770

f. +44 (0) 1978 660 771

e. sales@the1810company.co.uk

w. www.the1810company.co.uk

London Showroom

Suite 303 Business Design Centre
52 Upper Street Islington London N1 0QH

t. +44 (0) 1978 660 770

f. +44 (0) 1978 660 771

e. sales@the1810company.co.uk

w. www.the1810company.co.uk

Ireland

t. 01 485 4472 (ROI)

t. +44 (0) 1978 660 770

f. +44 (0) 1978 660 771

e. sales@the1810company.ie

w. www.the1810company.com

